




















San Francisco Sidewalk Landscaping:

Plants that tolerate Shade, Part Shade, Wind, Seacoast and Fog (suited for Zone 1 in SF Climate Zone Map)

Photo	Name	Suitable Site Conditions					Plant Size Height x Width	CA Native	Wildlife Benefits			Nectar for		Additional Characteristics	Needs little/no water	Reference
		Sun	Part Shade	Shade	Wind	Seacoast /Fog			Humming birds	Butterflies	Bees	Fruit/Seed	Host			
	<i>Acanthus mollis</i> Bear's Breech		X	X			2-4 ft. x 3-4 ft.							Perennial. Fast growth. Dramatic. Survive almost any conditions. Long-lasting spikes of white, rose or purplish flowers in late spring or summer.	X	EBMUD/SUNSET
	<i>Agave attenuata</i> 'Nova'	X	X	X	X	X	3-4 ft. x 3-4 ft.							Succulent rosettes of broad soft gray leaves. Similar to <i>A. attenuata</i> but wider & bluer. Hardy to 28F.	X	SUNSET
	<i>Arctostaphylos</i> 'Emerald Carpet' Groundcover Manzanita	X			X	X	8-14" x 3-5 ft.					X		Evergreen groundcover	X	SUNSET
	<i>Arctostaphylos uva ursi</i> 'Radiant' Radiant Bearberry	X	X		X	X	3-6" x 10 ft.							Evergreen Shrub	X	SUNSET
	<i>Calamagrostis nutkaensis</i> Pacific Reed Grass		X	X		X	2-3 ft. x 2-3 ft.	X						Perennial Evergreen Grass. Flower culms 4 ft. Native to Bay Area.		SUNSET
	<i>Coprosma</i> 'Verde Vista'	X	X		X	X	1-3 ft. x 4-6 ft.							Evergreen subshrub. Can be invasive spread by birds.	X	SUNSET
	<i>Correa</i> 'Dusky Bells' Australian fuschia	X	X	X	X	X	2-3 ft. x 6-8 ft.		X					Evergreen subshrub. Densely branched, mounding shrub with carmine-pink to deep red flowers & dark green leaves.		SUNSET
	<i>Delosperma cooperi</i> Hardy iceplant	X	X		X	X	3 in. x 1.5 ft.							Non-invasive iceplant with smaller succulent leaves. Blooms May-Oct.	X	SUNSET
	<i>Dietes bicolor</i> Fortnight Lily	X	X		X	X	2 - 3 ft. x 2-3 ft.							Perennial from rhizomes. Flower stems last a year. Pale yellow flowers with dark spots on 3 ft. tall stems.	X	EBMUD
	<i>Dietes iridioides</i> African Iris	X	X		X	X	3 ft. x 3 ft.							Perennial from rhizomes. Flower stems last more than a year.	X	SUNSET




San Francisco Sidewalk Landscaping:

Plants that tolerate Shade, Part Shade, Wind, Seacoast and Fog (suited for Zone 1 in SF Climate Zone Map)

Photo	Name	Suitable Site Conditions					Plant Size Height x Width	CA Native	Wildlife Benefits			Nectar for		Additional Characteristics	Needs little/no water	Reference
		Sun	Part Shade	Shade	Wind	Seacoast /Fog			Humming birds	Butterflies	Bees	Fruit/Seed	Host			
	<i>Elymus magellanicus</i> Blue Wheatgrass, Magellan Wheatgrass	X	X		X	X	Up to 1.5 ft. x 1.5 ft.							Perennial Grass		SUNSET
	<i>Fragaria chiloensis</i> Beach Strawberry	X	X	X	X	X	4-8" x 12- 18", spreading	X		X		X		Spreading groundcover. Good in sandy soil. Lush compact mat. Water: Regular/Moderate. Traffic tolerance: Occasional. White flowers & red seedy fruits.		EBMUD/WUCOLS R1
	<i>Helleborus foetidus</i> Bear's foot hellebore	X	X				2.5 ft. x 2.5 ft.							Evergreen perennial. Pale green or purple flowers. Poisonous.		SUNSET
	<i>Helleborus orientalis</i> Lenten Rose	X	X				up to 1.5 ft. tall							Evergreen perennial. Blooms March-May. Flowers greenish, purplish, or rose with spotted or splashed with deep purple.		SUNSET
	<i>Iris douglasiana</i>	X	X		X	X	1.5 - 3 ft. Tall	X						Perennial. Dies back in late summer.		SUNSET
	<i>Pelargonium peltatum</i> Ivy Geranium	X	X		X	X	1-1.5 ft x 3-5 ft trailing.							Perennial		SUNSET
	<i>Phormium 'Dusky Chief'</i> New Zealand Flax	X	X		X	X	3 - 4 ft. x 3 - 4 ft.							Grass-like Perennial		SUNSET
	<i>Phormium 'Jack Pratt'</i>	X	X		X	X	1.5 ft. x 1.5 ft.							Grass-like Perennial		SUNSET
	<i>Phormium 'Tiny Tiger'</i>	X	X		X	X	U to 1 ft. x 1 ft.							Grass-like Perennial		SUNSET

San Francisco Sidewalk Landscaping:

Plants that tolerate Shade, Part Shade, Wind, Seacoast and Fog (suited for Zone 1 in SF Climate Zone Map)

Photo	Name	Suitable Site Conditions					Plant Size Height x Width	CA Native	Wildlife Benefits			Nectar for		Additional Characteristics	Needs little/no water	Reference
		Sun	Part Shade	Shade	Wind	Seacoast /Fog			Humming birds	Butterflies	Bees	Fruit/Seed	Host			
	<i>Phormium 'Yellow Wave'</i>	X	X		X	X	3 - 4 ft. x 3 - 4 ft.							Grass-like Perennial		SUNSET
	<i>Rhamnus crocea</i> Redberry	X	X		X	X	2 ft. x 5 ft.	X	X		X	X	X	Shrub	X	SUNSET
	<i>Rubus pentelobus</i> Bramble	X	X		X	X	6-12" X 6 ft.	X				X		Evergreen groundcover, suppresses weeds, leaves turn scarlet in fall, raspberry-like fruit. White summer flowers followed by golden yellow fruit. Good drainage.	X	SUNSET