


SFDPW's Suggested Plants for Your Sidewalk Landscaping Installation

Plant palettes were developed for the different microclimates of San Francisco (fog versus sun zones and shady versus sunny areas):

TRANSITION & SUNBELT ZONE PLANT PALETTES & PLANS

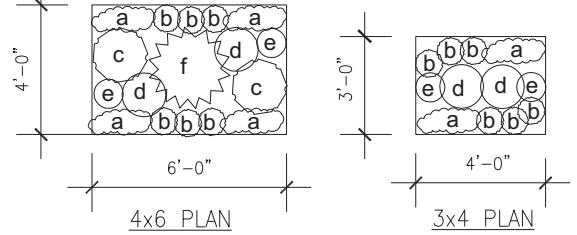
OPTION 1 South Facing




a. *Lupinus variicolor* (Many Colored Lupine) b. *Eschscholzia californica* (California Poppy)
c. *Monardella villosa* (Coyote Mint) d. *Achillea millefolium* Common (Yarrow) e. *Penstemon heterophyllus* (Penstemon) (Purple or White) f. *Salvia gregii* (Autumn Sage)

Sample Plant Layout Plans

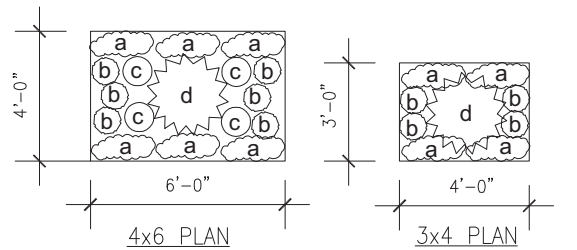
The sample plans are in a module that can be repeated for longer stretches of plantings.



OPTION 2 South Facing



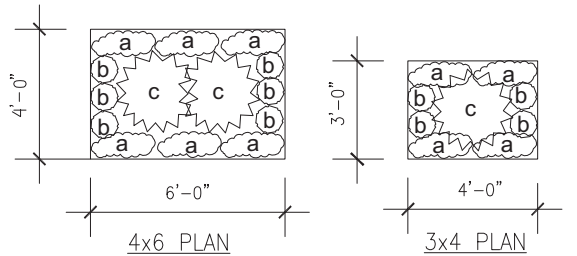
a. *Salvia sonomensis* (Creeping Sage) b. *Phormium* 'Jack Spratt' c. *Penstemon heterophyllus* (Penstemon) (Purple or White) d. *Myrtus communis* 'compacta' (Dwarf Myrtle)



OPTION 1 North Facing



a. *Aster chilensis* (California Aster) b. *Asclepias fascicularis* (Narrowleaf Weed)
c. *Calamagrostis nutkaensis* (Pacific Reed Grass)



OPTION 2 North Facing



a. *Fragaria chiloensis* (Beach Strawberry) b. *Heuchera maxima* (Island Alum Root)
c. *Polystichum munitum* (Western Sword Fern) d. *Symphoricarpos albus* (Snowberry)

