

# Earthquake Safety and Emergency Response Bond Program




Presentation to  
SF Fire Commission

May 28, 2015

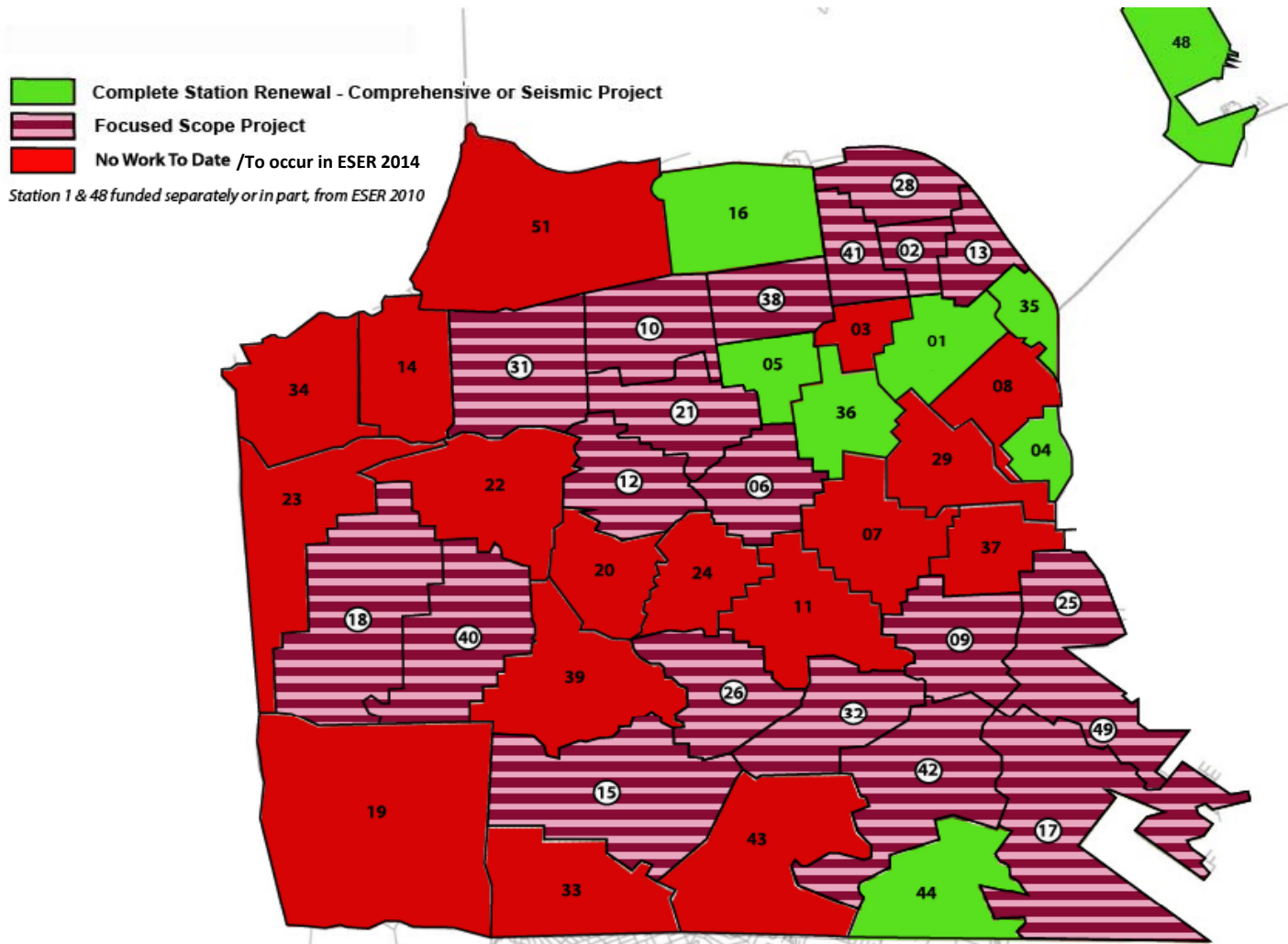
## ESER 2010/2014 Neighborhood Fire Stations

### Agenda

- Projects' Scope, Budget & Schedule Update



# ESER 2010/2014: Neighborhood Fire Stations Projects' Status Map



**ESER 2010: Neighborhood Fire Stations**  
**Focused Scope – Budget \$12.2 Million - 84% expended**

**Roofs:** 15 stations completed

[2, 6, 10, 13, 15, 17, 18, 26, 28, 31, 32, 38, 40, 10, 42]

**Exterior Envelope:** 16 stations completed

[2, 6, 10, 13, 15, 17, 18, 26, 28, 31, 32, 38, 40, 41, 42, 49]

**Emergency Generator:** 4 of 5 stations completed

[6, 12, 15, 17, 21]

**Shower:** 8 stations completed

[15, 6, 13, 18, 40, 41, 26, 38]

**Mechanical:** 15 stations completed

[6, 10, 13, 15, 17, 18, 26, 28, 31, 32, 38, 40, 41, 42]

**Windows:** 12 stations completed

[2, 6, 17, 25, 26, 28, 31, 32, 38, 40, 41, 42]

# ESER 2010: Neighborhood Fire Stations Focused Scope



FS10 roof flashing @ mechanical unit



FS17 exterior envelope



FS21 emergency generator



FS18 mechanical

# ESER 2010: Neighborhood Fire Stations

**Comprehensive Scope – Budget: \$6.3 million - 100% expended**

## ***Station 36***

- Completed and reactivated November 19, 2014.
- Public Works is managing the resolution of issues communicated post-occupancy with consultant architect and builder. Some issues require additional work and will result in change orders.



FS36 kitchen

## ***Station 44***

- Completed and reactivated May 22, 2014



FS44 view from Wilde Ave @ Girard St.

## ESER 2010: Neighborhood Fire Stations **Seismic Scope – Budget: \$22.6 million - 13% expended**

### ***Station 5 – Western Addition***

- In design development phase. Civic design review Phase II was approved in April; SFAC Visual Arts selection of Artist underway.
- Of responding firms to RFQ for CM/GC, five (5) have been pre-qualified; construction anticipated to begin Fall 2016

### ***Station 16 – Marina / Cow Hollow***

- Categorical exemption appeal was denied by Board of Supervisors in May; permit appeal hearing is scheduled on June 24.
- Four responding construction firms to RFQ were qualified; construction is anticipated to begin in Summer 2016

### ***Station 35 – Fire Boats’ HQ/Embarcadero & So. Beach***

- Early planning expenses expended \$617K; balance of funding to be drawn from ESER 2014.

# ESER 2010: Neighborhood Fire Stations



FS5 Rendering



FS16 Rendering – view from Greenwich St.



FS16 Rendering – view from Pixley St.

## ESER 2014: Neighborhood Fire Stations

**Immediate Focused Scope – Budget \$10.7 Million - 1% expended**

**Additional Focused Scope - Budget TBD**

**Roofs: 3 stations**

[3, 43, 49]

**Exterior Envelope: 5 stations**

[8, 23, 29, 24, 34]

**Emergency Generator: 3 stations**

[19, 31, 39]

**Showers: 4 stations**

[13, 20, 22, 34]

**Mechanical: 9 stations**

[7, 8, 14, 20, 22, 23, 41, 42, 49]

**Windows: 9 stations**

[8, 9, 19, 20, 21, 24, 29, 25, 7 training tower]

**Sidewalk Repair: 4 stations**

[13, 31, 20, 26]

**Access Control: 41 stations**



## ESER 2014: Neighborhood Fire Stations

**Comprehensive Scope – Budget: \$TBD million - 0% expended**


- *Stations candidate sites TBD;*

**Seismic Scope – Budget: \$41.5 million - 1% expended**

- *Station 35 – (\$40M) Fire Boats' HQ/Embarcadero & South Beach – Preliminary Planning underway – anticipated start of construction (date)*

### Key Dates Chronology

- **October 2012** – Project at existing site/Pier 22 1/2 put on-hold pending determination of Warriors Arena project at Piers 30/32
  - **April 2014** – Warriors Arena project moved to Third Street
  - **August 2014** – Functional programming initiates
  - **September 2014** – Port of SF adopts Sea Level Rise Guidance Report
  - **January 2015** – Alternative building massing studies developed
  - **May 2015** – Preliminary cost estimates for alternative schemes
- *Station 48 – (\$1.5M) Treasure Island*
    - Completed May 2015



Questions/Discussion