



Meeting Date: April 20, 2026

To: Sanitation and Streets Commission

Through: Carla Short, Public Works Director
DiJaida Durden, Deputy Director of Operations

From: David Moore, Superintendent of Bureau of Urban Forestry

Subject: Presentation and Report on Bureau of Urban Forestry Performance Measures

Director's Recommendation: Receive and discuss the informational presentation.

Executive Summary:

This presentation and report provide performance measures as of April 1, 2026, for the Bureau of Urban Forestry. The presentation will cover annual performance measures for total public requests, total public request completions, total trees planted, tree maintenance by personnel, tree inspection counts, area of sidewalk fixed, and linear feet of curb repaired. The Performance Measure Report provides performance measures related to these services.

This presentation and report also provide updated measures for the Bureau of Urban Forestry's StreetTreeSF program to reflect fiscal-year-end totals. This program was formed as a result of the passing of Proposition E on November 8, 2016. The measure shifted responsibility for the maintenance of approximately 125,000 trees along public streets and surrounding sidewalks from public property owners to the City of San Francisco

Attachments:

- PowerPoint Presentation
- Performance Measure Report




April 20, 2026

Performance and Data Evaluation: Urban Forestry

David Moore

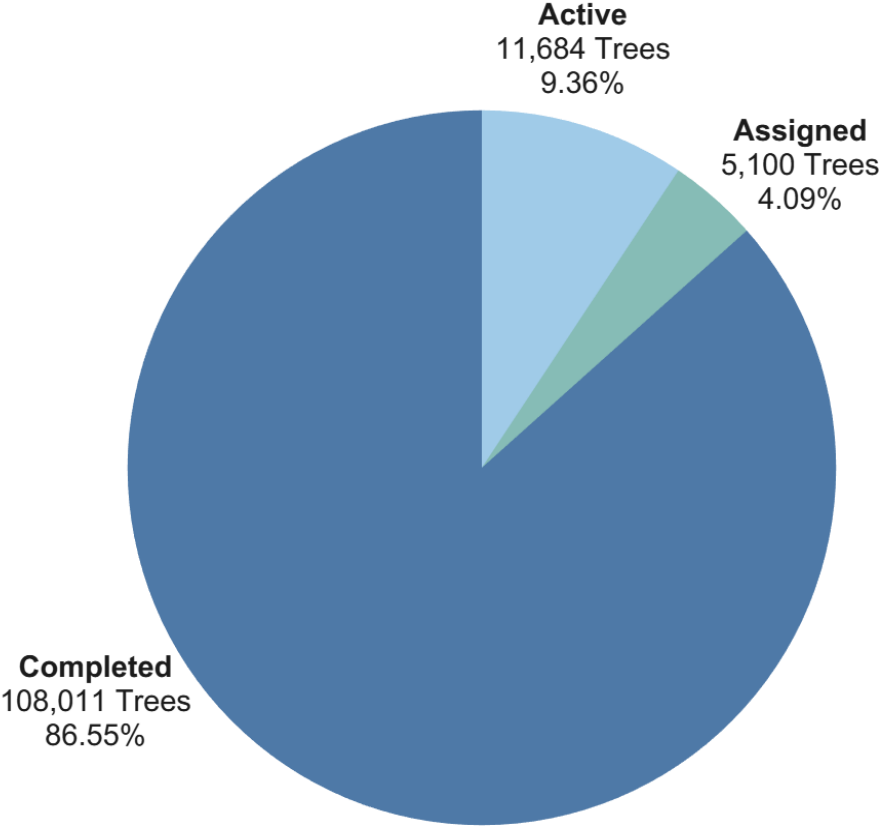
Superintendent of Bureau of Urban Forestry



Performance and Data Evaluation: StreetTreeSF

StreetTreeSF: Progress Status

- Status
- Active
- Assigned
- Completed



Totals as of: Apr 01, 2026

Sources: Progress or work internally tracked by Bureau of Urban Forestry.
Tree census obtained by using ArborPro (2017)



Disclaimer: Reports are subject to change. Public Works does not guarantee the accuracy or completeness of any information provided.

Performance and Data Evaluation: StreetTreeSF

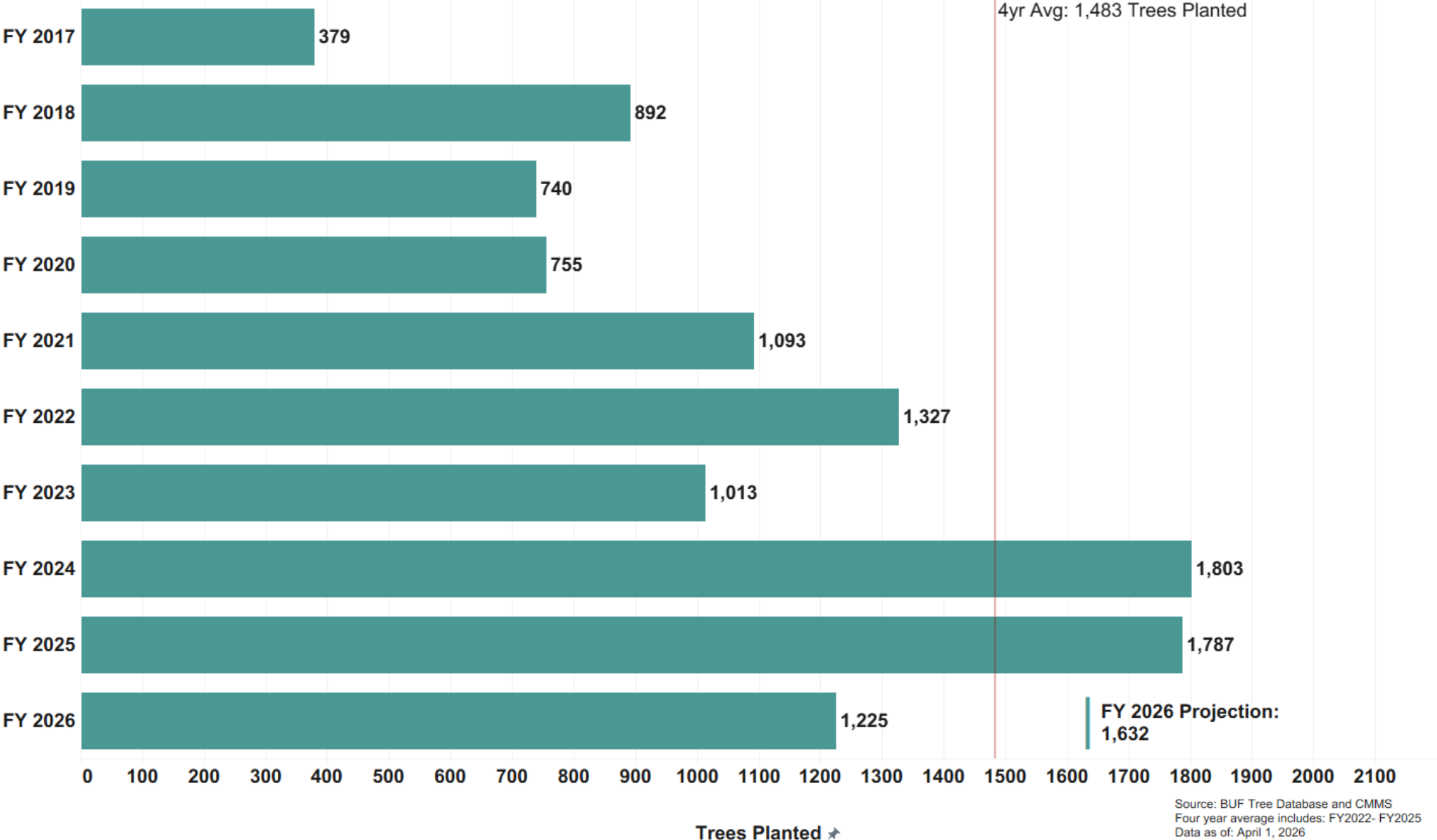
StreetTreeSF: Assets addressed by activity and year



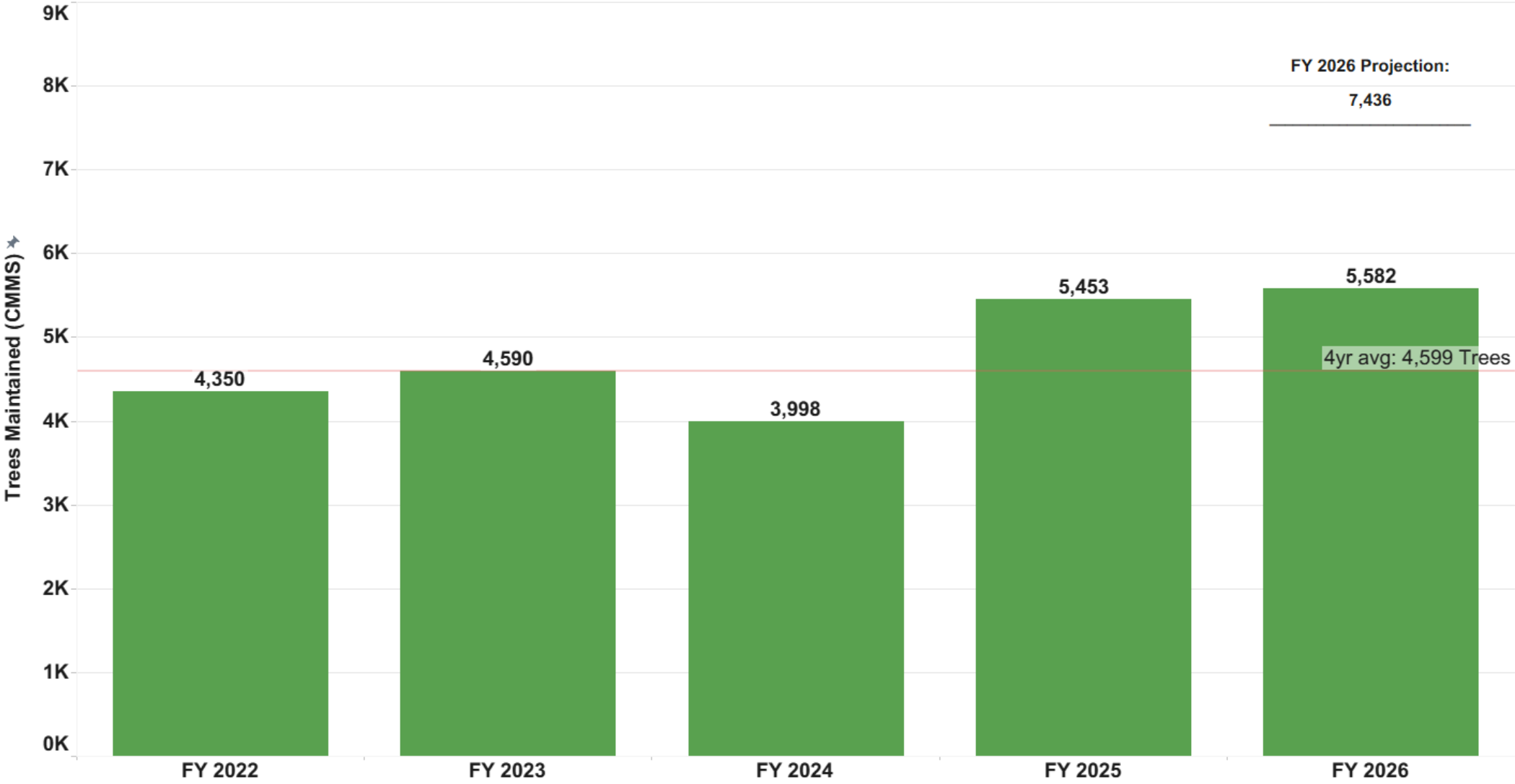
Please note: there is a difference in axis scale for each activity

Sources: Progress or work internally tracked by Bureau of Urban Forestry.
 Tree census obtained by using ArborPro (2017)
 Four year average includes: FY2021-FY2024
 Data as of: Apr 01, 2026

Number of trees planted by fiscal year

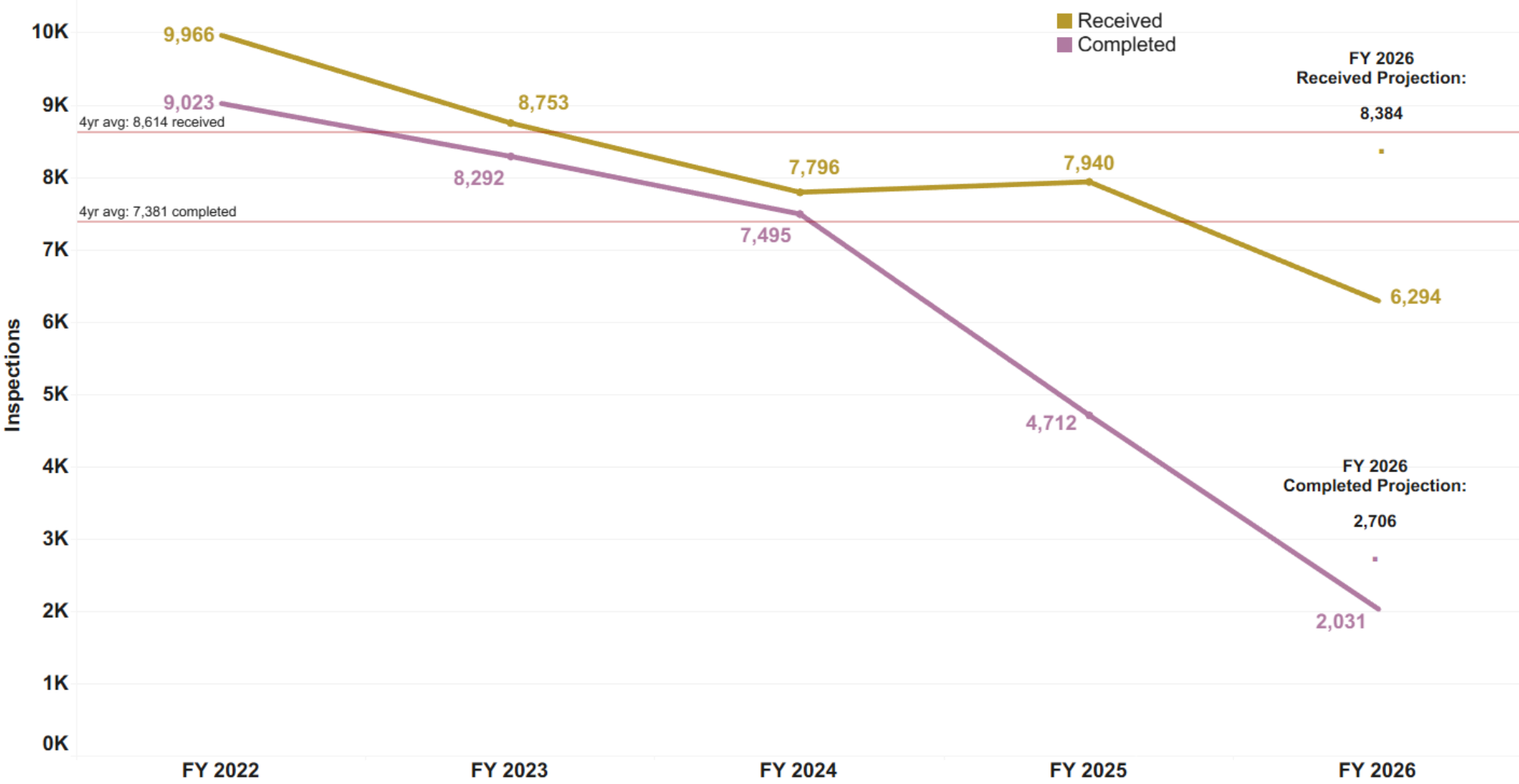


Tree Maintenance by Public Works crews: Count of trees maintained by year



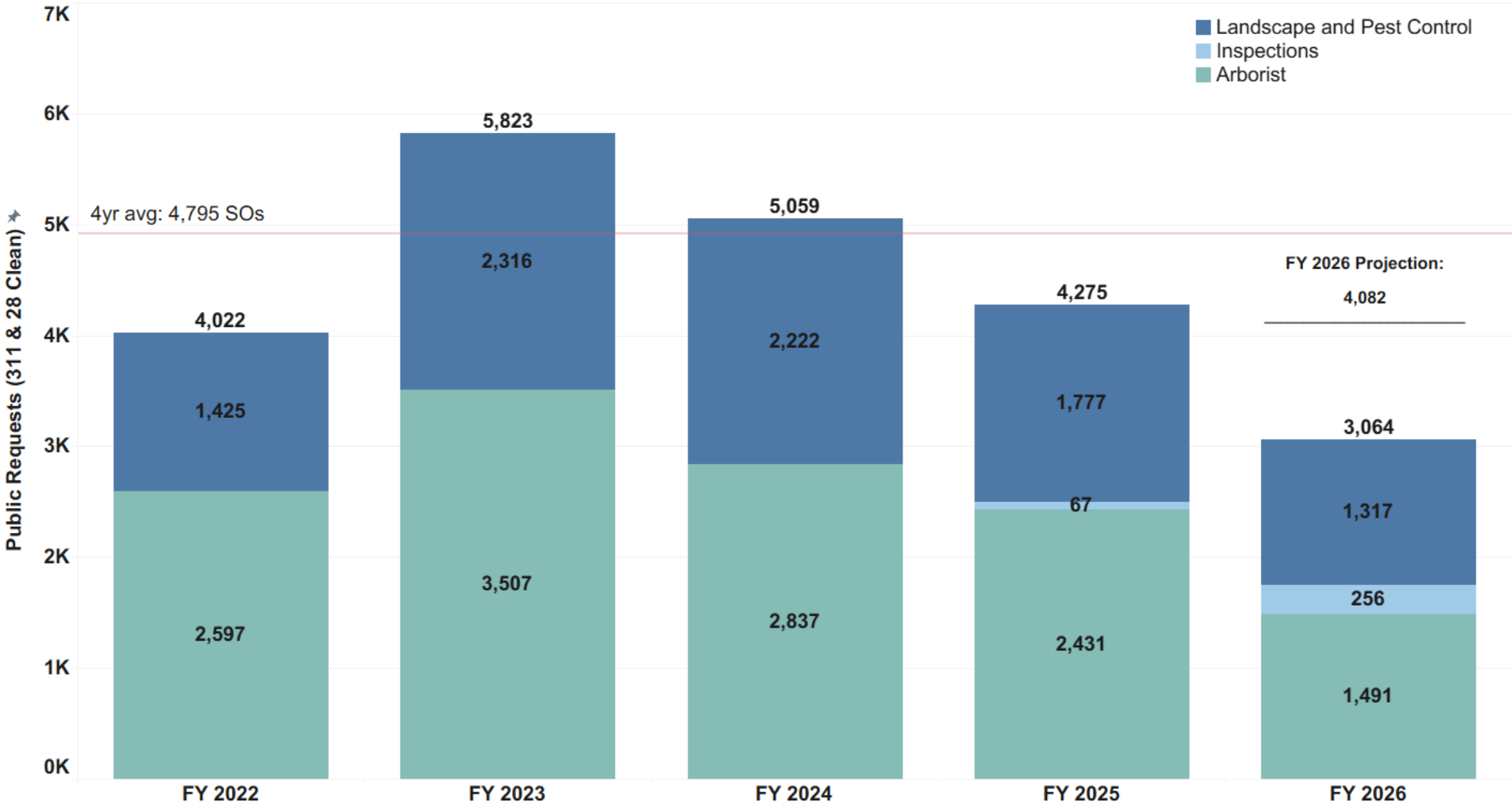
Source: Computerized Maintenance Management System (CMMS)
Four year average includes: FY2022- FY2025
Data as of: Apr 01, 2026

Tree and Site Inspections: Volume received and completed by year



Notes:
Source: 28Clean, Tree database and CMMS; Public and Internal source
Data beginning December 11, 2024 is sourced from CMMS.
Data as of April 1, 2026

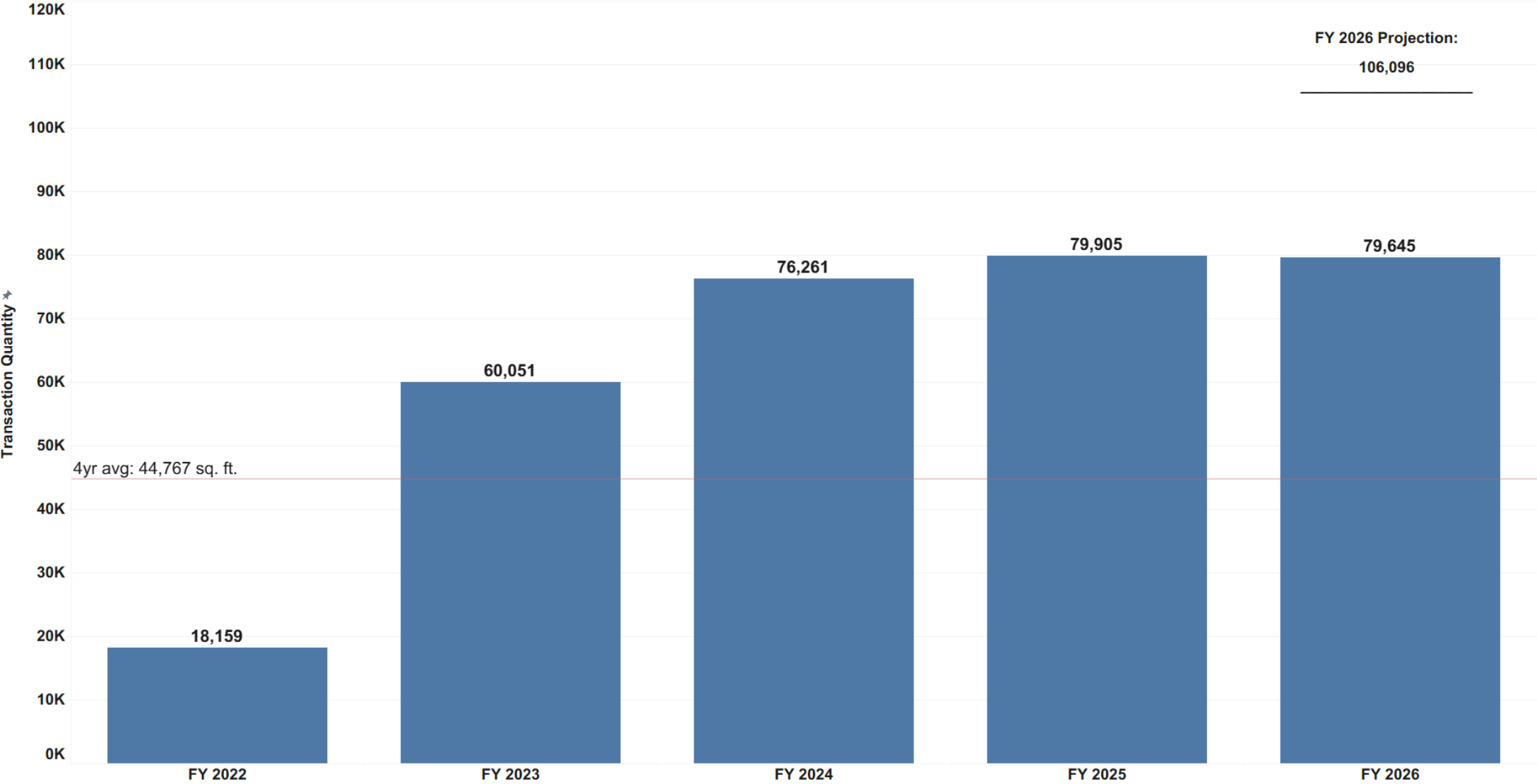
Annual count of completed public requests by shop (via 311 and 28Clean)



Please note: Increasingly, the work that is performed by the cement shop is predominantly internally generated (e.g. x1104) and not from public requests.

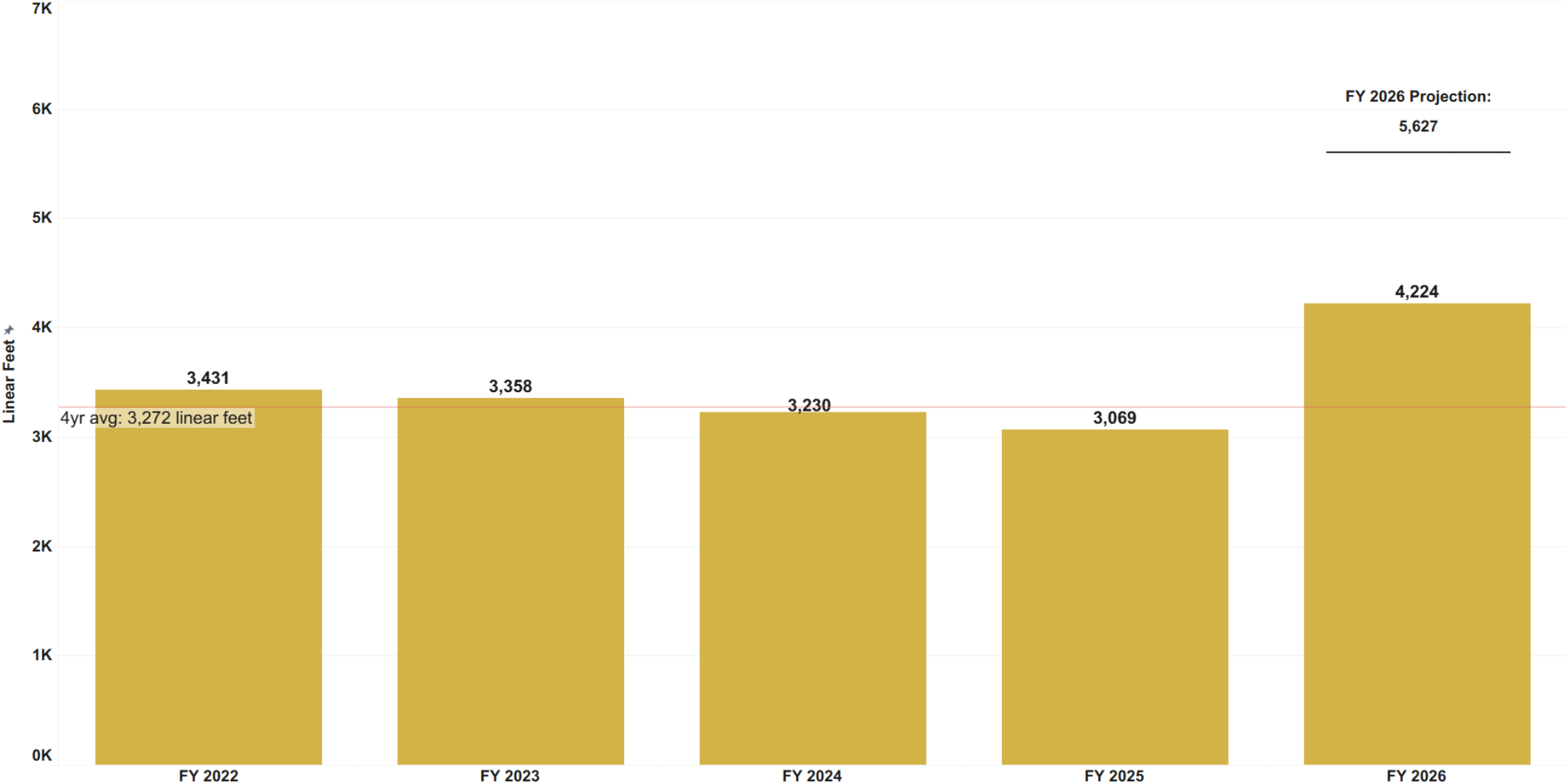
Source: Computerized Maintenance Management System (CMMS)
 Four year average includes: FY2022- FY2025
 Data as of: Apr 01, 2026

Square feet of tree-related and other sidewalk repaired by fiscal year



Source: Computerized Maintenance Management System (CMMS)
 Four year average includes: FY2022- FY2025
 Data as of: Apr 01, 2026

Linear feet of curb repaired by fiscal year



Source: Computerized Maintenance Management System (CMMS)
Four year average includes: FY2022- FY2025
Data as of: Apr 01, 2026



QUESTIONS?

Performance Measure Report - Urban Forestry

Bureau	Metric Name	FY 2026 Totals	FY2026 Projection	Four Year Average (FY2022 - FY2025)	Period
	Public Requests (311 & 28 Clean): Total Corrective Service Orders Completed	3,064	4,082	4,795	FY 2026
	Public Requests (311 & 28 Clean): Arborists	1,491	1,986	2,843	FY 2026
	Public Requests (311 & 28 Clean): Landscape & Pest Control	1,317	1,754	1,935	FY 2026
	Public Requests (311 & 28 Clean): Inspections	256	341	17	FY 2026
	StreetTreeSF: Prune	8,754	11,661	10,615	FY 2026
	StreetTreeSF: Remove	338	450	1,017	FY 2026
	StreetTreeSF: Stump Grind	332	442	342	FY 2026
	StreetTreeSF: Percentage of trees maintained to date	76.81%			FY18 - FY26
	Public Works: Trees Planted	1,225	1,632	1,483	FY 2026
	Public Works: Trees Maintained	5,582	7,436	4,599	FY 2026
	Public Works: Trees Inspected	2,206	2,939	6,793	FY 2026
	Tree Inspections Received	6,294	8,384	8,614	FY 2026
	Tree Inspections Completed	2,031	2,706	7,381	FY 2026
	Square Footage of Sidewalk Repaired	79,645	106,096	58,594	FY 2026
	Linear Feet of Curb Repaired	4,224	5,627	3,272	FY 2026

Notes: These metrics have been traditionally reported out on. The Planning & Performance Unit will continue working to incorporate other metrics as data is reviewed. Other metrics and topics will be added to the reports for future meetings. The most recent complete fiscal year is shown for the Period; this may change for future meetings.