






Public Works Commission Capital Contract Tracking Report

Bob Fuller
Commission Affairs Manager



Capital Construction Contract Tracking Report

- Quarterly report on all capital project construction contracts awarded and modified since Oct. 2022.
- Report is a response to requests from Vice Chair Zoubi.
- Provides a forest for the trees perspective.
- Includes modifications approved by PWC and delegated to Director.
- Final cost and term will be added when available.
- Includes original engineer's estimate used during procurement to gauge bids.



QUESTIONS

Contract Award Proj./Prg.	Contract Award Amt.	Award Date	Engineer's Estimate	Variance (Award - Estimate)	Variance as %	Mods Approved by PWC or Director	Mod Date(s)	Mods as % of Award	Award + Mods as % of Estimate	Final Cost	Final Cost % of Award	Award Term	Mod Term	Term Mod % (+/-) of Award	Final Term	Final Term % of Award
Western Addition Area Traffic Signal Upgrades: Phase 1	\$6,100,000	10/21/2022	\$6,900,000	-\$800,000	-12%	\$ 90,000	12/20/2024	1%	90%			548	181	33%		
911 Call Center Renovation	\$3,395,000	11/4/2022	\$4,390,000	-\$995,000	-23%	\$ 339,500	12/15/2023	10%	85%			360	72	20%		
San Francisco City Hall Elevator Modernization ¹	\$2,153,200	12/2/2022	\$1,200,000	\$953,200	79%	\$ 2,748,924	2/12/2024	128%	409%			610	560	92%		
Mission Branch Library Renovation ²	\$23,020,000	12/2/2022	\$16,131,108	\$6,888,892	43%	\$ 400,000	12/20/2024	2%	145%			730	102	14%		
San Francisco Fire Department Fire Stations 37 and 44 Generator Replacement	\$1,620,324	12/16/2022	\$1,731,869	-\$111,545	-6%	\$ 37,000	2/10/2025	2%	96%			450	190	42%		
Claremont, Juanita and Yerba Buena Pavement Renovation and Sewer Replacement	\$4,387,862	1/6/2023	\$4,733,666	-\$345,804	-7%	\$ -			93%			290		0%		
Castro Station Elevator Construction	\$11,540,000	1/20/2023	\$12,000,000	-\$460,000	-4%	\$ -	3/7/2025		96%			600	200	33%		
Various Locations Curb Ramps and Sub-Sidewalk Basements FY21-22	\$1,275,723	2/3/2023	\$1,100,000	\$175,723	16%	\$ -			116%			234		0%		
Various Locations Pavement Renovation No. 59 & Sewer Replacement	\$7,691,096	3/1/2023	\$7,908,244	-\$217,148	-3%	\$ -			97%			300		0%		
Minnesota Streetscape Improvements ³	\$2,089,297	4/21/2023	\$2,512,416	-\$423,119	-17%	\$ 417,589	6/26/2025	20%	100%			510	202	40%		
San Francisco Public Library Support Services – 190 9th Street Energy Efficiency HVAC Upgrades & Photovoltaic Panels	\$5,697,259	4/21/2023	\$5,402,850	\$294,409	5%	\$ 46,000	12/20/2024	1%	106%			455	57	13%		
Various Locations Pavement Renovation No. 58 & Sewer Replacement	\$8,713,761	5/19/2023	\$7,967,751	\$746,010	9%	\$ -			109%			560		0%		
Ingleside Police Station Replacement Construction Manager/General Contractor ⁴	\$67,443,820	7/21/2023	\$57,000,000	\$10,443,820	18%	\$ -			118%			1450		0%		
Various Locations Pavement Renovation No. 60 & Sewer Replacement (REBID)	\$11,142,642	7/21/2023	\$11,156,250	-\$13,608	0%	\$ -			100%			693		0%		

Contract Award Proj./Prg.	Contract Award Amt.	Award Date	Engineer's Estimate	Variance (Award - Estimate)	Variance as %	Mods Approved by PWC or Director	Mod Date(s)	Mods as % of Award	Award + Mods as % of Estimate	Final Cost	Final Cost % of Award	Award Term	Mod Term	Term Mod % (+/-) of Award	Final Term	Final Term % of Award
San Francisco Hall of Justice Elevator Modernization - Contract Award	\$3,277,638	8/18/2023	\$3,200,000	\$77,638	2%	\$ -	4/3/2025		102%			365	318	87%		
Various Locations Pavement Renovation No. 63 & Sewer Replacement – Contract Award	\$2,731,465	9/1/2023	\$2,785,082	-\$53,617	-2%	\$ 28,000	12/20/2024	1%	99%			210	82	39%		
San Francisco Rent Board Tenant Improvements – Contract Award	\$1,408,768	9/15/2023	\$2,010,832	-\$602,064	-30%	\$ 70,438	9/10/2024	5%	74%			229	94	41%		
Sunset Boulevard Pavement Renovation – Contract Award	\$7,182,186	9/15/2023	\$6,600,000	\$582,186	9%	\$ 718,219	9/10/2024	10%	120%			440	44	10%		
Various Locations Pavement Renovation No. 61 & Sewer Renovation - Contract Award	\$6,423,033	9/15/2023	\$6,400,000	\$23,033	0%	\$ -			100%			396		0%		
Traffic Signal Modifications No. 36 – Contract Award	\$3,443,384	10/6/2023	\$3,600,000	-\$156,616	-4%	\$ -			96%			383		0%		
Folsom Streetscape Project – Federal Aid Project – Contract Award	\$34,979,748	11/3/2023	\$37,518,400	-\$2,538,653	-7%	\$ -			93%			950		0%		
San Francisco Municipal Transportation Agency Parking Enforcement Headquarters Construction (CM/GC) Contract – Award ⁵	\$34,853,942	11/3/2023	\$28,000,000	\$6,853,942	24%	\$ -			124%			1216		0%		
Various Locations Pavement Renovation No. 64 and Sewer Replacement - Contract Award	\$7,980,775	12/1/2023	\$8,272,342	-\$291,567	-4%	\$ (994,040)	9/25/2025	-12%	84%			315		0%		
Various Locations Pavement Renovation No. 66 and Sewer Replacement – Award	\$7,304,499	12/1/2023	\$8,520,032	-\$1,215,533	-14%	\$ -			86%			523		0%		
Hunters Point, Central Waterfront, and Potrero Hill Area Streets Pavement Renovation and Sewer Replacement - Contract	\$6,101,954	1/22/2024	\$7,330,000	-\$1,228,047	-17%	\$ -	5/1/2025		83%			390	90	23%		

Contract Award Proj./Prg.	Contract Award Amt.	Award Date	Engineer's Estimate	Variance (Award - Estimate)	Variance as %	Mods Approved by PWC or Director	Mod Date(s)	Mods as % of Award	Award + Mods as % of Estimate	Final Cost	Final Cost % of Award	Award Term	Mod Term	Term Mod % (+/-) of Award	Final Term	Final Term % of Award
Various Locations Pavement Renovation No. 67A, Sourcing Event - Contract Award	\$2,312,111	1/22/2024	\$2,854,549	-\$542,438	-19%	\$ -	5/5/2025		81%			270	328	121%		
Adult Immunization & Travel Clinic Relocation- Contract Award	\$1,835,810	2/12/2024	\$1,706,089	\$129,721	8%	\$ 22,000	12/20/2024	1%	109%			241	116	48%		
McAllister, 20th & 24th Streets Pavement Renovation and Sewer Replacement - Contract Award	\$5,057,980	3/11/2024	\$5,781,108	-\$723,129	-13%	\$ -			87%			420		0%		
Various Locations Pavement Renovation No. 68 – Contract Award	\$5,503,370	3/11/2024	\$5,870,000	-\$366,630	-6%	\$ -			94%			546		0%		
Davies Symphony Elevator Modernization Phase 2 (REBID) – Contract Award	\$1,415,595	4/22/2024	\$2,000,000	-\$584,405	-29%	\$ -			71%			610		0%		
Various Locations Pavement Renovation No. 75 and Sewer Replacement – Contract Award	\$2,984,226	7/22/2024	\$2,757,000	\$227,226	8%	\$ -			108%			300		0%		
PW 5 Fulton Transit Improvements – Contract Award	\$3,119,884	7/22/2024	\$2,700,000	\$419,884	16%	\$ -			116%			300		0%		
Powell Street Safety Project - Contract Award	\$3,010,386	7/22/2024	\$2,800,000	\$210,386	8%	\$ -			108%			360		0%		
Market and Octavia Living Alleyways Phase 1A Project – Contract Award ⁶	\$1,678,776	9/10/2024	\$1,100,000	\$578,776	53%	\$ -			153%			315		0%		
1 South Van Ness Avenue Elevator Modernization (REBID) – Contract Award ⁷	\$2,583,542	9/10/2024	\$2,000,000	\$583,542	29%	\$ -			129%			610		0%		
Various Locations Pavement Renovation No. 62 and Sewer Replacement – Contract Award	\$7,866,714	9/10/2024	\$7,949,497	-\$82,783	-1%	\$ -			99%			425		0%		
Transit U Improvement Project – Contract Award ⁸	\$4,586,399	10/17/2024	\$3,400,000	\$1,186,399	35%	\$ -			135%			500		0%		
13th Street Safety Improvement Project – Contract Award	\$8,976,980	10/17/2024	\$7,934,640	\$1,042,340	13%	\$ -			113%			650		0%		

Contract Award Proj./Prg.	Contract Award Amt.	Award Date	Engineer's Estimate	Variance (Award - Estimate)	Variance as %	Mods Approved by PWC or Director	Mod Date(s)	Mods as % of Award	Award + Mods as % of Estimate	Final Cost	Final Cost % of Award	Award Term	Mod Term	Term Mod % (+/-) of Award	Final Term	Final Term % of Award
Zuckerberg San Francisco General Hospital Building 5 Family Health Center Relocation Phase 1 5C 5E Demolition – Contract Award	\$6,986,810	10/17/2024	\$5,900,000	\$1,086,810	18%	\$ -			118%			650		0%		
Phase I – Streetscape Infrastructure - Transbay Block 3 Park and Streetscape Project – Contract Award	\$3,710,951	10/28/2024	\$4,909,360	-\$1,198,409	-24%	\$ -			76%			560		0%		
Various Locations Pavement Renovation No.67B, Sewer Replacement, and Overhead Contact System Local Isolation – Contract Award ⁹	\$7,674,681	10/28/2024	\$8,467,870	-\$793,189	-9%	\$ 1,534,936	6/12/2025	20%	109%			490	98	20%		
Various Locations Pavement Renovation No. 71A and Sewer Replacement – Contract Award	\$8,201,484	10/28/2024	\$7,600,000	\$601,484	8%	\$ -			108%			613		0%		
Various Locations Pavement Renovation No. 74 and Sewer Replacement – Contract Award	\$5,625,933	10/28/2024	\$6,200,000	-\$574,067	-9%	\$ -			91%			500		0%		
8th Street, Clay Street, and Leavenworth Street Pavement Renovation and Sewer Replacement - Contract Award	\$7,328,586	10/28/2024	\$7,272,198	\$56,388	1%	\$ -			101%			507		0%		
Various Locations Curb Ramps No. 17 – Contract Award	\$1,232,774	11/8/2024	\$1,179,078	\$53,696	5%	\$ -			105%			218		0%		
Various Locations Pavement Renovation No. 73 and Sewer Replacement – Contract Award	\$3,412,654	11/25/2024	\$3,521,558	-\$108,904	-3%	\$ -			97%			305		0%		
4th Street Bulbouts (Rebid) – Contract Award	\$1,412,275	11/25/2024	\$1,196,074	\$216,201	18%	\$ -			118%			225		0%		
ZSFGH Inpatient Adolescent Behavioral Health Services Early Demo	\$1,854,104	1/9/2025	\$2,750,000	-\$895,896	-33%				67%			180		0%		

Contract Award Proj./Prg.	Contract Award Amt.	Award Date	Engineer's Estimate	Variance (Award - Estimate)	Variance as %	Mods Approved by PWC or Director	Mod Date(s)	Mods as % of Award	Award + Mods as % of Estimate	Final Cost	Final Cost % of Award	Award Term	Mod Term	Term Mod % (+/-) of Award	Final Term	Final Term % of Award
Sacramento Street and Sansome Street Improvements	\$1,079,232	2/13/2025	\$1,087,907	-\$8,675	-1%				99%			345		0%		
Minna Natoma Streetscape Project (Rebid)	\$6,946,382	2/13/2025	\$8,260,000	-\$1,313,618	-16%				84%			600		0%		
Animal Care & Control Tenant Improvement	\$2,363,330	3/13/2025	\$2,410,000	-\$46,670	-2%				98%			305		0%		
Beale Street Improvement Project Phase 1	\$1,841,495	3/13/2025	\$2,201,377	-\$359,883	-16%				84%			315		0%		
Fire Division of Training CM/GC	\$134,989,000	3/27/2025	\$145,000,000	-\$10,011,000	-7%				93%			1255		0%		
SFAC AAACC/MCCLA Seismic Improvement ¹⁰	\$35,026,344	3/27/2025	\$29,100,000	\$5,926,344	20%	\$ -			120%			790		0%		
Bill Graham Civic Center Auditorium Phase 2 Roofing – Contract Award	\$1,938,550	4/10/2025	\$1,835,394	\$103,156	6%	\$ -			106%			210		0%		
Youth Guidance Center Boiler Replacement Project – Contract Award ¹¹	\$1,891,000	4/10/2025	\$1,400,000	\$491,000	35%	\$ -			135%			640		0%		
Southeast Health Center Phase 3 Renovation– Contract Award	\$6,838,680	4/10/2025	\$8,523,314	-\$1,684,634	-20%	\$ -			80%			209		0%		
Various Locations Pavement Renovation No. 69 - Contract Award	\$6,718,865	5/22/2025	\$7,160,000	-\$441,135	-6%	\$ -			94%			786		0%		
Yard Fuel Station Replacement ¹²	\$7,583,300	6/12/2025	\$5,600,000	\$1,983,300	35%	\$ -			135%			400		0%		
Various Locations Pavement Renovation No. 79 and Sewer Replacement	\$3,070,476	7/24/2025	\$3,433,019	-\$362,543	-11%				89%			300		0%		
War Memorial Opera House Roof Replacement	\$8,746,000	7/24/2025	\$8,000,000	\$746,000	9%				109%			370		0%		
Main Street Streetscape Ph. 1	\$9,202,562	7/24/2025	\$8,582,306	\$620,256	7%				107%			680		0%		
Transbay Howard Streetscape Project	\$19,501,403	7/24/2025	\$22,400,000	-\$2,898,597	-13%				87%			1190		0%		
Juvenile Probation Dept. Elevator Modernization and Restroom Renovation	\$1,249,234	9/11/2025	\$1,552,259	-\$303,025	-20%			\$ -	80%			520		0%		
Various Locations Pavement Renovation No. 70	\$1,604,944	9/25/2025	\$1,774,608	-\$169,664	-10%			\$ -	90%			285		0%		
Various Locations Pavement Renovation No. 81	\$5,083,488	9/25/2025	\$6,596,853	-\$1,513,365	-23%			\$ -	77%			490		0%		
	\$626,003,686	Total	\$617,136,900	\$8,866,786	1%	\$5,458,566		1%	102.32%							