



**Ronald Alameida, Deputy Director & City Architect** | Building Design & Construction  
ronald.alameida@sfdpw.org | T. 628.271.3075 | 49 South Van Ness Ave. Suite 1600, San Francisco, CA 94103

# The Earthquake Safety and Emergency Response Bond Program 2010, 2014 & 2020

## Quarterly Status Report

July through September 2023



*911 Call Center construction at the City's Emergency Operations Center*

Prepared for the:

- Office of the Chief Medical Examiner
- Department of Emergency Management
- San Francisco Fire Department
- San Francisco Police Department
- Public Utilities Commission
- Recreation and Parks Department

Submitted by

The Earthquake Safety and Emergency Response Bond Program Team

# Earthquake Safety and Emergency Response Bond Program

---

## (ESER 2010, 2014 & 2020)

### Table of Contents

|   |    |
|---|----|
| Executive Summary.....  | 3  |
| Program Summary and Status .....                                  | 5  |
| Public Safety Building (ESER 2010).....                           | 5  |
| Neighborhood Fire Stations (ESER 2010).....                       | 7  |
| Neighborhood Fire Stations (ESER 2014).....                       | 11 |
| Neighborhood Fire Stations & Support Facilities (ESER 2020) ..... | 15 |
| Emergency Firefighting Water System (ESER 2010, 2014, 2020) ..... | 17 |
| Office of the Chief Medical Examiner (ESER 2014).....             | 19 |
| Traffic Company & Forensic Services Division (ESER 2014).....     | 21 |
| Police Facilities (ESER 2014).....                                | 23 |
| Police Facilities (ESER 2020).....                                | 24 |
| Disaster Response Facilities (ESER 2020).....                     | 27 |
| 9-1-1 Call Center (ESER 2020) .....                               | 30 |
| Budget, Funding and Expenditures.....                             | 32 |
| ESER 2010.....  | 32 |
| ESER 2014.....  | 33 |
| ESER 2020.....  | 34 |
| Attachments.....  | 35 |
| Attachment 1 – Contact Information.....                           | 35 |

# Earthquake Safety and Emergency Response Bond Program

---

## (ESER 2010, 2014 & 2020)

### Executive Summary

The \$412.3 million **Earthquake Safety and Emergency Response 2010 (ESER 2010) Bond Program** consists of three components: **Public Safety Building, Neighborhood Fire Stations & Support Facilities**, and **Auxiliary Water Supply System**.

The \$400 million **Earthquake Safety and Emergency Response 2014 (ESER 2014) Bond Program** consists of five components: **Office of the Chief Medical Examiner, Traffic Company & Forensic Services Division, Neighborhood Fire Stations & Support Facilities, Emergency Firefighting Water System**, and **Police Facilities**.

The \$628.5 million **Earthquake Safety and Emergency Response 2020 (ESER 2020) Bond Program** consists of five components: **Emergency Firefighting Water System, Neighborhood Fire Stations & Support Facilities, District Police Station & Support Facilities, Disaster Response Facilities (Kezar Pavilion)**, and **9-1-1 Call Center**.

The *Office of the Chief Medical Examiner* project was inaugurated in November 2017 and is fully operational. The project was awarded LEED Gold certification in June 2021.

The *Traffic Company & Forensic Services Division (TCFSD)* reached Substantial Completion on August 27, 2021, 25 days ahead of schedule, and is fully operational. The project was awarded LEED Gold certification in July 2022. The public art installation has been delayed due to fabrication complexities.

Under *Neighborhood Fire Stations* component, ESER 2010, the Generator Replacement Project at Station 14 was put on hold by SFFD in September 2023 due to emerging priorities.

Under *Neighborhood Fire Stations* component, ESER 2014, the floating *Fireboat Station 35* achieved Final Completion on November 22, 2022. Under the *Focused Scope Program*, the Generator Replacement Project at Station 19 is undergoing pricing as of October 2023. The SFFD Network Modernization Project team has completed all site surveys. Public Works is preparing information for Regulatory Affairs submission to SF Planning, while the architectural team advances the technical drawings and specifications needed for construction. New priority projects as of September 2023 include FS 35 Security Fence Enhancements, FS 17 Boiler Replacement, and FS 29 Apparatus Bay Door Replacement.

Under ESER 2020 *Neighborhood Fire Stations* component, the Executive Architect agreement for the Fire Training Facility was approved by the Board of Supervisors & the Mayor in September 2023. Concept Design is expected to begin in October 2023.

# Earthquake Safety and Emergency Response Bond Program

---

## (ESER 2010, 2014 & 2020)

Under *Police Facilities* component, ESER 2014, the following projects were completed: *Northern, Taraval, and Richmond Station Renovation Project*, the *Park and Ingleside Station Project*, the *Bayview and Tenderloin Station MEP Upgrades Project*, and the *Firearms Simulator Training Facility*. Under ESER 2020, the *Police Facilities* component will consist of three selected improvement projects: *Ingleside District Police Station Replacement*; *Mission District Police Station Structural Improvement*; and the construction of a temporary *Police Surge Facility* to enable the work at the Ingleside site. Structural improvements work at the *Mission District Police Station* were completed in August 2023. For the *Ingleside District Police Station Replacement*, a CM/GC (Construction Manager/ General Contractor) was selected through a competitive process and approved by the Public Works Commission in July 2023. 50% Construction Documents for *Surge Facility* were completed in September 2023.

The Public Utilities Commission manages the projects under the *Auxiliary Water Supply System* and the *Emergency Firefighting Water System* components for all three programs. Construction continued on the Clarendon Supply Pipeline (WD-2861), 19th Ave Pipeline (2652J), and Vincente Pipeline (WW-711) contracts.

The Recreation and Parks Department manages the *Disaster Response Facilities (Kezar Pavilion)* component under ESER 2020. The project concept plan is moving forward with updates to the plan to allow for better circulation and adequate space for building systems. Our project's preservation architect has concluded on-site assessments, which will help expedite the Planning Departments review and approval process. Exploratory investigation work has been completed on hazardous material surveys as well as geotechnical evaluations. We are currently working to conduct structural destructive testing work to determine the building's existing structural condition. The project team will continue to coordinate with City staff (including RPD, DEM & HSA) on the building's preliminary design and public engagement will begin this fall. The team will also begin the Civic Design Review process after the initial public engagement is complete.

*9-1-1 Call Center Renovation* project (ESER 2020) is currently under construction.

To date, the ESER 2010 program has received the proceeds of six bond sales totaling \$412,300,000 and in addition has received partial interest earned, with a current total appropriation of \$419,040,887 (inclusive of bond financing costs). The ESER 2014 program has received the proceeds of three bond sales totaling \$400,000,000 and in addition has received partial interest earned, with a current total appropriation of \$412,007,951 (inclusive of bond financing costs). The ESER 2020 program has received the proceeds of two bond sales, totaling \$167,805,000 (inclusive of bond financing costs).

# Earthquake Safety and Emergency Response Bond Program (ESER 2010, 2014 & 2020)

## Program Summary and Status

### Public Safety Building (ESER 2010)



Photo © Tim Griffith, 2015

**Location:** Block 8 in the Mission Bay South Redevelopment Area. The block is bounded by Mission Rock, Third, and China Basin Streets.

**Project Description:** The Public Safety Building (PSB) is meant to provide a new venue for the SFPD Headquarters – effectively the command-and-control administration of the City’s police department – and includes the relocation of Southern District Station and a new Mission Bay Fire Station #4. Included in the project is the reuse of Fire Station #30, which will serve as the Arson Task Force HQ and provide a community meeting room at the ground level. Historic resource consultants have determined that the existing fire station is eligible for the National Register of Historic Places. Consistent with the Mission Bay SEIR Addendum No. 7, Mitigation Measures, Item D.02, this facility will be retained and reused in a manner that preserves its historic integrity. The other components of the project will be designed to be respectful of the historic integrity of the existing fire station.

## Earthquake Safety and Emergency Response Bond Program (ESER 2010, 2014 & 2020)

---

**Project Background:** The functionality of the entire police department in the event of a major catastrophe relies on the ability of the police leadership within police command center headquarters to promptly and properly coordinate public safety services in the city. The district station plays an equally critical role in providing responsive public safety to residents of San Francisco in a timely manner. This station deploys officers 24/7 to the Southern District, who are the first responders to public calls for service, as well they provide support to other first responders including the Fire Department, Medical Examiner, and emergency medical services.

**Project is complete and the facility is occupied.**

**Project Budget:** Project Cost, inclusive of all change orders to date, tracked to within the Total Project Budget of \$243M (GO Bonds and general funds). Project savings have been reallocated to NFS 2010 bond component; any remaining unspent balances will be reviewed for future spending authorization and reallocation.



# Earthquake Safety and Emergency Response Bond Program

---

## (ESER 2010, 2014 & 2020)

### Neighborhood Fire Stations (ESER 2010)

**Component Description:** The ESER bond will renovate or replace selected fire stations to provide improved safety and a healthy work environment for the firefighters. The selected stations are determined according to their importance for achieving the most effective delivery of fire suppression and emergency medical services possible.

**Background:** All of the 43 San Francisco Fire Stations have, as a result of minimal deferred maintenance over decades, yielded building conditions that potentially compromise the safety and health of firefighters. Many stations have structural/seismic and other deficiencies that could inhibit their continuous functionality. It is assumed that some may not be operational after a large earthquake or other disasters, hindering the ability of the firefighters to respond to calls for service. Seismic capacity study of key fire stations –10 of 43- has yielded necessary insight into their ability to sustain operational effectiveness. Additional stations will be examined as funding is provided.

Prior to approval of the bond program, the majority of the City’s fire stations, and support facilities were generally assessed for their respective condition and to identify vulnerabilities or deficiencies that could compromise their essential role as deployment venues for first responders.

For budget planning purposes, the assessment reports were reviewed by cost estimators who prepared estimates of the cost of correcting the conditions noted in the assessments. The cost estimates indicate only the overall “order of magnitude” of the various facility deficiencies and relative proportions of various types of work.

Preliminary assessment of the neighborhood fire stations indicate that the sum of all existing maintenance generated deficiencies would require a budget exceeding \$350M to correct, significantly more funds than are available in this bond for such purposes. Therefore, additional detailed planning is required to focus the expenditures of this bond towards the most beneficial and cost-effective immediate rehabilitation and/or improvement projects.

A list of projects to be completed by the ESER 2010 bond was identified by Public Works and the Fire Administration and accepted by the Fire Commission at their meeting of September 23, 2010.

The ESER 2010 bond program is anticipated to complete improvements to 29 of the 43 neighborhood fire stations. The approved slate of projects was presented to the SF Fire Commission on April 26, 2012.

The following is a detailed status per project:

# Earthquake Safety and Emergency Response Bond Program (ESER 2010, 2014 & 2020)

## Seismic Projects



### **Fire Station No. 16 (Marina District)**

Substantial completion was achieved on January 10, 2019. SFFD began occupying and operating out of the new station on January 16, 2019. The United States Green Building Council (USGBC) awarded the project LEED Gold Certification on August 4, 2021.

### **Fire Station No. 5 (Fillmore District)**

Substantial Completion was achieved on April 26, 2019. SFFD began occupying and operating out of the station on April 29, 2019. Final Completion was achieved on February 19, 2020. On December 17, 2020, project was awarded LEED Gold Certification New Construction from the United States Green Building Council (USGBC).



### **Fireboat Station 35: (See ESER 2014 this report)**

Fireboat Station 35 occurs within the ESER 2014 Program, however the pre-design and CEQA and environmental review costs of \$687,125 occurred under ESER 2010. The budget that was identified for Station 35 was funded by ESER 2010 and the Fire Facilities Bonds funds totaling \$17M. The ESER 2010 funding will be used to offset Station 5 and 16. The Fire Facilities Bond funds will continue to supplement ESER 2014 funds for Station 35.

### **Equipment Logistics Center (ELC):**

The ELC project was identified after the passage of the bond – it was suggested as a project combining the Bureau of Equipment (BOE) and Emergency Medical Services (EMS). In this configuration, the total functional program area made it infeasible to occur at the current EMS venue at 1415 Evans; more significantly, the budget for such a project was not available within the ESER 2010 NFS funding.

SFFD requested that Public Works prepare a program analysis and cost estimate for the EMS separate from the BOE for consideration in the 2016 Public Health and Safety Bond – successfully passed by voters, receiving 79 percent voter approval in June 2016, and the Ambulance Deployment Facility project was completed in 2021. The BOE remains a priority project as it resides within a seismically compromised unreinforced brick building.



# Earthquake Safety and Emergency Response Bond Program

---

## (ESER 2010, 2014 & 2020)

### **Comprehensive Project: Station 36**

Project was successfully completed and SFFD reoccupied the station on November 19, 2014.

### **Focused Scope Projects**

#### **Roof Replacements – 15 Stations – Complete**

Summary: The scope consists of installing new roofing systems and upgrading exhaust fans at fifteen (15) stations (FS 2, 6, 10, 13, 15, 17, 18, 26, 28, 31, 32, 38, 40, 41, and 42).

#### **Exterior Envelope Improvements – 16 Stations – Complete**

Summary: The scope consists of paint and ancillary work to prevent water intrusion at sixteen (16) stations (FS 2, 6, 10, 13, 15, 17, 18, 26, 28, 31, 32, 38, 40, 41, 42, and 49).

#### **Emergency Generator Replacement – 5 Stations – Complete**

Summary: The scope consists of installing new emergency generators and related ancillary scopes of work at five (5) stations (FS 6, 12, 15, 17, and 21).

#### **Shower Reconstruction – 9 Stations – Complete**

Summary: The scope of work consists of demolition of existing shower stalls and installation of new shower stalls including shower pans, shower heads, divider walls, glass doors, floor drains, p-traps, access panels, and ancillary scopes of works at nine (9) stations (FS 6, 13, 15, 17, 18, 26, 38, 40, and 41). Stations 17 and 18 were put on hold by SFFD due to scope complexity.

#### **Mechanical Scope – 15 Stations – Complete**

Summary: The scope is structured into two phases: Phase 1 – Investigation and Scope Validation, and Phase 2 – Execution of Work. Work was completed at fifteen (15) stations (FS 2, 6, 10, 13, 15, 17, 18, 26, 28, 31, 32, 38, 40, 41, and 42).

#### **Window Repair – 12 stations – Complete**

Summary: The scope consists of installing new latch, handle, weep holes, sealant and weather-strip to existing windows, replacing broken panes of glasses, and adjusting alignment and resealing the perimeter of the frame to watertight at twelve (12) stations (FS 2, 6, 17, 25, 26, 28, 31, 32, 38, 40, 41, and 42).

### **Additional Focused Scope**

Summary: Additional Focused Scope includes Apparatus Bay Door Replacement at multiple Fire Stations and Exterior Envelope Painting at Fire Department Headquarters. In addition, in July 2017, SFFD requested that additional Fire Stations receive Generator Replacements. The funding allocated for Additional Generators will be applied toward a prioritized list of Fire Stations selected by SFFD.

Detail:

## Earthquake Safety and Emergency Response Bond Program (ESER 2010, 2014 & 2020)

---

- **Emergency Generator Replacement – 1 Station (FS 14)**  
FS 14: Building permit was issued on June 17, 2021. SFFD has requested a hold status due to emerging priorities.
- **Apparatus Bay Door Replacement – 10 Stations – Complete**  
Contractor completed work at 10 fire stations (FS 8, 12, 14, 18, 20, 26, 28, 33, 39, and 43).
- **Exterior Envelope Improvements – SFFD Headquarters – Complete**

# Earthquake Safety and Emergency Response Bond Program (ESER 2010, 2014 & 2020)

## Neighborhood Fire Stations (ESER 2014)

**Component Description:** The ESER 2014 bond program continues the work of ESER 2010 bond, categorizing projects according to three sub-categories: Focused Scope, Comprehensive, and Seismic. The ESER 2014 bond program will continue to address identified and prioritized needs at Fire Stations that were previously not addressed under the 2010 program. Significant construction projects will have been completed at all SFFD Fire Stations at the conclusion of the 2010 and 2014 bond programs.

SFFD approved the NFS Focused Scope, Comprehensive and Seismic budget portfolio in April 2015. In April of 2018, SFFD approved an updated budget revision.

Design services are being provided by Public Works Bureaus of Architecture & Engineering, unless otherwise noted.

The following is a detailed status per project.

### Seismic Projects

#### **Fireboat Station 35 at Pier 22½**

Design-Builder: Swinerton-Power, a Joint Venture and Shah Kawasaki Architects

Substantial completion was achieved on February 28, 2021. Ribbon Cutting Ceremony held on March 10<sup>th</sup>, 2022. Punchlist items have been completed. Final Completion was issued on November 22, 2022. The construction contract has been closed and final payment to the design-builder was issued in July 2023. The project is in the warranty phase. Security fence enhancements have emerged as a high priority and project initiation is underway.



# Earthquake Safety and Emergency Response Bond Program (ESER 2010, 2014 & 2020)



Fire Station 35 at Pier 22½ (Photos by Russell Abraham)

## **Pier 26 Fireboat Berths**

Design Services: COWI North America; Contractor: Vortex Marine Construction

Substantial Completion issued on September 16, 2020. Certificate of Final Completion was issued in July 2021. Project is completed.

## **Comprehensive Projects:**

### **Fire Station 3 & 7**

FS 3 was determined to be a potential collapse hazard in the event of a major earthquake based on the structural assessment received from the Public Works IDC-Structural study. SFFD directed the design work to stop and will consider plans for a new FS 3 in its overall seismic portfolio of future bonds. FS 7 was determined to be a project that, as instructed by the CPC, would provide funds to supplement the TCFSD project and funds were transferred in Q4 FY2021. Nonetheless, FS 7 is not anticipated to be a project delivered under ESER 2020 as there are insufficient funds to allocate for the preferred project of replacement.

## **Focused Scope Projects:**

The NFS team has moved forward with planning, design, bidding, and construction of the Focused Scope projects in all 10 of the categories: apparatus bay doors, roof replacements, shower renovation, exterior envelope, windows, sidewalk, emergency generator, mechanical projects, boiler replacement, and IT network improvements.

Design services are being provided by Public Works Bureaus of Architecture (BOA) and Engineering (BOE) for Roofing, Exterior Envelope, Apparatus Bay Door, Showers, Windows, and Sidewalk categories of work. GHD, an as-needed electrical engineering consultant is providing design services for Generator Replacement projects. Department of Technology and Public Works A/E

# Earthquake Safety and Emergency Response Bond Program

---

## (ESER 2010, 2014 & 2020)

consultant TEF are undertaking the SFFD Network Modernization Project to survey, document, and upgrade network equipment at all fire stations.

### **Apparatus Bay Doors – 35 Stations**

**Packages 1 through 5** were completed in 2016-2021. Work at 34 fire stations were divided between ESER 2010 and ESER 2014, within parameters of allocated budgets under each bond. **FS 29** has emerged as a high priority for door replacement as of Sep 2023. Project initiation is in process, including BOA design services to update previously completed documents and code analysis.

### **Boiler Replacements – 1 station**

**FS 17** emerged as a priority as of September 2023. Project initiation is in process. DPW-BBR will perform the construction work and will provide cost proposal in November 2023.

### **Roof Replacements – 9 Stations – Complete**

Work was completed at nine (9) stations (FS 3, 9, 17, 20, 23, 24, 29, 40, and 43).

### **Shower Reconstruction – 7 Stations – Complete**

Work was completed at seven (7) stations (FS 13, 17, 19, 20, 22, 33, and 34).

### **Window Repairs – 13 Stations – Complete**

Work was completed at thirteen (13) stations (FS 8, 9, 11, 12, 14, 19, 20, 21, 23, 25, 29, 37, 43).

### **Exterior Envelope Improvements – 8 Stations**

- Package 1 (FS 8, 20, 23 & 29): Scope includes power wash and new paint at exterior facade of stations. BBR was selected to perform the work. Work was completed at FS 8, 20, and 29 in 2018-2019. Public Works was asked to Hold on FS 23 in January 2020, due to other priorities, at the client's request.
- Package 2 (FS 24 & 34): package was determined to be a project that, as instructed by the CPC, would provide funds to supplement the TCFSD project. Funds were transferred to the TCFSD in Q4 FY2021.
- Package 3 (FS 11): Scope of work included painting of the exterior. This project was folded into the Hose Tower Removal project, which is funded by the 2016 Public Health and Safety Bond and was completed in March 2021.
- Package 4 (FS 22): Complete.

### **Mechanical Scope – 5 Stations – Cancelled**

- Package 1 (8, 9, 14, 20 & 41)

### **Emergency Generator Replacements – 3 Stations**

- Station 31: Work is complete.



# Earthquake Safety and Emergency Response Bond Program

---

## (ESER 2010, 2014 & 2020)

- Station 2: The Work is complete.
- Station 19: job walk occurred on 9/25/23 with a JOC contractor team. Pricing is in progress.

### **Sidewalk and Apparatus Bay Slabs – 3 Stations – Complete**

Work was completed at three (3) stations (FS 13, 26, and 31).

### **Security Access Control Systems – 35 Stations – Complete**

### **Network Modernization Project – Fire Station surveys and documentation in progress**

The Project consists of surveying existing network equipment at each fire station to assess needs for equipment upgrades. The network equipment upgrades are under the Department of Technology (DT) scope. Public Works, together with A/E consultants, will work in conjunction with DT to identify and document architectural, electrical, and mechanical elements of work needed to support the network improvements. As of September 2023, site surveys have been conducted at the following Fire Stations (“FS”), concluding the survey phase:

- **Fiber Ring #3:** FS7, FS9, FS17, FS25, FS29, FS37, FS49 (ADF)
- **Fiber Ring #1:** FS5, FS10, FS16, FS36, FS38
- **Fiber Ring #2:** FS2, FS2, FS3, FS28, FS41, Chief’s Residence
- **Fiber Ring #4:** FS32, FS42, FS44, BOE at 2501 25th Street
- **Fiber Ring #5:** FS6, FS11, FS24, FS26, FS43
- **Fiber Ring #6:** FS15, FS19, FS20, FS33, FS39
- **Fiber Ring #7:** FS1, FSA4, FS8, FS13, FS35 & HQ
- **Fiber Ring #8:** FS12, FS21, FS22, FS31
- **Fiber Ring #9:** FS40, FS18, FS, 23, FS34, FS14
- **Not on a Ring:** FS48 & DOT (at Treasure Island), FS51 (Presidio Trust)

# Earthquake Safety and Emergency Response Bond Program

---

## (ESER 2010, 2014 & 2020)

### Neighborhood Fire Stations & Support Facilities (ESER 2020)

#### **Component Description:**

ESER funded projects are carefully selected based on the operational and tactical importance of fire stations and support facilities, ensuring the effective deployment of well-trained first responders in the event of a major earthquake or other disaster. The specific improvements and seismic upgrades to neighborhood fire stations and support facilities are established with the Fire Department's approval before the planning and design phases begin. This screening process guarantees that bond funds are spent on the highest priority projects.

#### **New Construction:**

##### **Fire Training Facility**

#### **Project Background:**

The San Francisco Fire Department's (SFFD) new Fire Training Facility (FTF) will be located on two City blocks bounded by Carroll Avenue, Hawes Street, Armstrong Avenue, and Griffith Street. Bancroft Avenue, Griffith Street, and Hawes Street will be vacated to form a contiguous site 346,600 square feet (SF) in area. The purpose of the FTF is to provide necessary, upgraded facilities for effective firefighting and lifesaving, including live-fire training, classroom training, equipment training, and emergency medical services training. The new facility will improve operational efficiency by consolidating existing SFFD training facilities in one new location. The new facility will replace existing fire training facilities in the Mission district and on Treasure Island (which the SFFD is obligated soon to vacate).

The project is comprised of a Fire Training and Administration Building, an Apparatus Building for vehicle and equipment storage, an In-Service Building, a Maintenance Shop, several controlled live-fire and rescue structures (Training Tower, Apartment/Condominium Building, Commercial Structure, Victorian House, Junior-5 House, Vehicle Fire, Simulated Communications Tower), Urban Search and Rescue Simulations (earthquake damaged buildings, confined spaces, trenches) and paved roadways with hills to simulate San Francisco topography and street conditions vehicle maneuvering, fire ladder and fire hose deployment training.

#### **Status:**

The Executive Architect agreement with RossDrulisCusenbery Architects was approved by the Board of Supervisors on 9/26/23 and the Mayor on 9/28/23. Concept Design is scheduled to begin in October 2023. The last of the land purchases from the State Lands Commission closed escrow on 9/26/23. The MOU with SFPUC is in the final stages of negotiation for the access and maintenance of major underground sewer and storm water systems.

The CM/GC RFQ advertisement is now expected to occur in November 2023 or December 2023.

**Project Budget:** \$235M (exclusive of land cost)

# Earthquake Safety and Emergency Response Bond Program

---

## (ESER 2010, 2014 & 2020)

### **Project Milestone Schedule:**

- Environmental Review – December 2021
- Environmental Review Amendment – December 2022
- Programming Complete – March 2023
- Design & Permitting – October 2023 – June 2026
- Construction / Move-In – November 2025 - September 2028
- Close-Out/Warranty - June 2029

### **Seismic Improvement:**

**Fire Station 7 Replacement:** Given the project budget of \$235M and the \$40M land acquisition costs for the FTF, there are insufficient funding from ESER 2020 to provide for a replacement project.

# Earthquake Safety and Emergency Response Bond Program

---

## (ESER 2010, 2014 & 2020)

### Emergency Firefighting Water System (ESER 2010, 2014, 2020)

**Component Description:** The Earthquake Safety and Emergency Response Bonds will seismically improve the Emergency Firefighting Water System cisterns, pipelines, tunnels, and physical plant.

**Background:** The Emergency Firefighting Water System is vital for protecting against the loss of life, homes, and businesses from fire following an earthquake. It is also used for the suppression of non-earthquake multiple-alarm fires.

**Status:**

**Planning and Design**

1. Potable EFWS Pipeline – Install new Potable Emergency Firefighting Water System pipeline in Richmond and Sunset areas. The Conceptual Engineering Report (CER) for Contract A and B is being finalized. Contract A and B is to install new potable EFWS pipeline from Lake Merced Pump Station to Sloat Blvd/19th Avenue, and 23rd /Vicente to Lawton St respectively. Contract A design starts, and Contract B design will follow.
2. Fireboat Manifold – Construction of new pipeline and fireboat manifold near Fort Mason Pier 2 and Pier 35.5 for fire suppression.

**Construction**

1. 19th Avenue Pipeline – Install a new 36-inch diameter welded steel Potable Emergency Firefighting Water System (PEFWS) pipeline on 19th Avenue from Vicente Street to Sloat Blvd as part of Public Works' 19th Avenue Roadway Improvements, Contract 2652J. Construction completed in July 2023.
2. Clarendon Supply – Provide a new EFWS water supply and pipe near the crest of Clarendon Avenue at Dellbrook Avenue. Construction completion expected December 2023.
3. Vicente Pipeline – Install a new 36-inch diameter PEFWS pipeline on Vicente from 19<sup>th</sup> Avenue to 25th Avenue. Construction completion expected July 2024.

# Earthquake Safety and Emergency Response Bond Program (ESER 2010, 2014 & 2020)



Clarendon Supply Site



# Earthquake Safety and Emergency Response Bond Program (ESER 2010, 2014 & 2020)

## Office of the Chief Medical Examiner (ESER 2014)



**Project Description:** The project will relocate the Office of the Chief Medical Examiner (OCME) to One Newhall Street in the India Basin Industrial Park. The new facility will house about 50 employees who are organized into the four units of the OCME: Field Investigations, Medical/Autopsy, Laboratory, and Administration.

One Newhall Street was an existing 28,000 gsf industrial warehouse which was substantially demolished, and a second floor was added within the existing footprint of the building resulting in a seismically safe 46,000 gsf facility.

**Background:** The existing OCME is located at 850 Bryant also known as the Hall of Justice (HOJ). The HOJ is over 50 years old and seismically deficient. In the event of a major earthquake, this building is not expected to be operational. This project is part of a larger strategy to replace the Hall of Justice established in the City's 10-Year Capital Plan as the *Justice Facilities Improvement Program (JFIP)*.

The OCME is accredited by the National Association of Medical Examiners (NAME). During the previous accreditation in 2008, the City was advised that the existing facility was undersized, had

## Earthquake Safety and Emergency Response Bond Program (ESER 2010, 2014 & 2020)

---

multiple deficiencies that are currently mitigated by operational protocols, and that the facility should be replaced to assure continued accreditation.

### **Project Status:**

**LEED Gold** is the mandatory goal for this project (minimum 60 credits required to be awarded for the Gold certification). Award of one of the final credits, pertaining to Indoor Environmental Quality Credit 1 (IEQc1) – Outdoor Air Delivery Monitoring, required the installation of nine (9) CO2 sensors at the facility. This work was completed in February 2021. In April 2021, the U.S. Green Building Council (USGBC) awarded the project LEED Gold certification.

**Project is completed and the facility is occupied.**

**Project Budget:** Project Cost, inclusive of all change orders, tracked to within the Total Project Budget of \$75M (GO Bonds and general funds).

# Earthquake Safety and Emergency Response Bond Program (ESER 2010, 2014 & 2020)

## Traffic Company & Forensic Services Division (ESER 2014)



Photos by Bruce Damonte

**Project Description:** The project will relocate the SFPD Forensic Services Division (FSD) and SFPD Traffic Company (TC) to a site located at 1995 Evans Avenue, San Francisco. The amount of space requested for the Traffic Company was determined based on the Police Facilities Master Planning Study dated August 23, 2012.

The project was developed to support a Full Time Employee (FTE) forecast for 2020 FSD demand of approximately 109 for FSD, approximately 100 for the Traffic Company and approximately 9 for the Real Estate Division's building engineering and custodial services. The size of the facility is approximately 100,000 gross square feet, a reduction of approximately 20,000 gross square feet necessary to achieve budget reconciliation. As a result, the potential for future expansion is diminished, if required.

**Project Background:** The SFPD Traffic Company was located at the Hall of Justice (HOJ) at 850 Bryant Street. The SFPD FSD was in two facilities. The FSD Administration, Crime Scene Investigations, and Identification units were housed at the HOJ. The FSD Crime Lab is housed in Building 606 at the Hunters Point Shipyard.

# Earthquake Safety and Emergency Response Bond Program (ESER 2010, 2014 & 2020)

The HOJ is over 50 years old and seismically deficient. In the event of a major earthquake, this building is not expected to be operational. This project is part of a larger strategy to replace the Hall of Justice, established in the City’s 10-Year Capital Plan as the Justice Facilities Improvement Program (JFIP).

The Hunters Point Shipyard is being transferred from the U.S. Navy to the City. The City plans to develop the Shipyard as a residential area. The area in which Building 606 is located is planned to be public open space as an amenity for nearby residences. Prior to the transfer of the property, the Navy is obligated to remove and mitigate hazardous materials in the soil.

## Project Status:

Clark Construction was selected to be the Construction Manager/General Contractor (CM/GC) through a competitive solicitation in July 2017. Clark led a team of “Core Trade Subcontractors,” specifically: C/S Erectors for the exterior building envelope, Southland Industries for mechanical and plumbing, and Rosendin Electric for electrical. Temporary Certificate of Occupancy (TCO) was granted on July 22, 2021, Substantial Completion was issued on August 27, 2021, 25 days ahead of schedule and DBI issued the Certificate of Final Completion and Occupancy (CFCO) on January 6, 2022. The public art installation has been delayed due to fabrication complexities.

The project was obligated to achieve LEED Gold certification which was confirmed in July 2022. Final payment to both Clark Construction and HOK Architects was made in December 2022. Project is currently in the closeout phase and the remaining project savings will be transferred to the Police Facilities bond component in mid-FY2024.

## Schedule:

- Pre-Construction Services NTP November 27, 2017
- Pre-Construction Services Full Team Kick-off Meeting November 30, 2017
- Indicator Pile Program construction Services NTP August 19, 2019
- New building construction Services NTP October 7, 2019
- Steel Topping-Out Ceremony April 3, 2020
- Temporary Certificate of Occupancy (TCO) July 2021
- Substantial Completion August 27, 2021
- Certificate of Final Completion and Occupancy (DBI CFCO) January 6, 2022
- Crime Lab Phase Move-In Jan 14 & Feb 18, 2022



# Earthquake Safety and Emergency Response Bond Program (ESER 2010, 2014 & 2020)

---

## Police Facilities (ESER 2014)

**Component Description:** The project includes various focused scope projects at 12 police facilities (9 district stations and 3 support facilities – Southern Station is new, built within the Public Safety Building) across the City. The work scopes are derived from a series of onsite investigations, observations, and professional evaluations of different building systems that include mechanical, electrical, plumbing, fire protection, and structural safety. It also includes assessments of building envelope (i.e., integrity of roof, doors, windows, and walls), ADA accessibility requirements, as well as other site improvements that ensure safety and security.

The component's overall current budget is \$26.8M. The cost to address all police facilities' issues is far in excess. Project priorities are according to building deficiencies that potentially compromise police staff and the public's health and safety, and others that pertain to code compliance.

### **ADA Packages 1 and 2 – 10 Facilities – Complete**

Work to address accessibility issues at ten (10) facilities (Central, Mission, Bayview, Northern, Tenderloin, Park, Ingleside, Taraval, Richmond, and Police Academy) is complete.

### **Firearms Simulator Training Facility at Lake Merced – Complete**

### **Northern, Richmond, and Taraval Station Renovation Project – Complete**

Substantial Completion was achieved as anticipated on May 5, 2020. Final Completion was issued on March 26, 2021.

### **Park and Ingleside Station Renovation – Complete**

Substantial completion achieved on February 19, 2020. Final Completion issued on March 3, 2021.

### **MEP Package 2 at Bayview and Tenderloin Station – Complete**

Substantial Completion achieved on March 3, 2021, and final completion issued on August 17, 2022.

### **Police Academy Renovation**

This project has been postponed due to the unavailability of funding.

### **Mission Station Renovation**

This project is advancing under ESER 2020.



# Earthquake Safety and Emergency Response Bond Program (ESER 2010, 2014 & 2020)

---

## Police Facilities (ESER 2020)

### Component Description:

The City's growth in recent years has directly impacted the volume of calls for service and response times. The San Francisco Police Department continuously seeks to align its staffing needs to meet the City's growth and changing needs. These changes present a challenge to the Police Department's district stations and support facilities, as they were built – several nearly 100 years ago- for a smaller police force and the facilities lack adequate space for the current staffing levels. Like the Neighborhood Fire Station program, ESER-funded Police projects are carefully selected based on the operational and tactical priorities of police stations and support facilities, to always ensure the effective deployment of first responders, and especially in the event of a major earthquake or other disaster.

### Project Status:

#### Ingleside District Police Station Replacement

**Background:** The Ingleside District Police Station is located at 1 Sgt. John V. Young Lane, within Balboa Park, a property owned and maintained by the San Francisco Recreation & Park Department. The station serves an area from Cesar Chavez Avenue, between Highway 101 and Faxon Avenue, to the San Mateo County line. The existing station was built in 1910 and is a local historic resource within the Balboa Park Historic District. The station includes a main building and a second building separated by a courtyard. The station's parking lot surrounds the buildings. A major renovation to the station was completed in 1991 and more recent improvements, including critically important upgrades to the mechanical system and the replacement of the emergency generator were completed in 2020.

This first responder facility is considered an Essential Services Building, which means it needs to remain in operation after a major earthquake. Recent analysis has determined that Ingleside Station does not meet the performance criteria for Immediate Occupancy or Life Safety. In addition, the station and adjoining park area will likely become a major evacuation center for this area of the City during a major emergency. The 100-year-old station does not support the Police Department's mission in the Ingleside area. Ingleside Station suffers functional, space and security deficiencies that impede operational efficiency and its vulnerability to a major seismic event would compromise the station's ability to perform its mission in that event.

SFPD's staffing and facility requirements will be impacted by growth in this district. A significant amount of new development is planned within the Ingleside District Station boundaries, so a sizeable increase in the number of residents is expected in this district over the next 20 years. The inefficiencies at Ingleside Station will require its complete replacement to meet Essential Services Building, modern policing requirements and

# Earthquake Safety and Emergency Response Bond Program (ESER 2010, 2014 & 2020)

---

expected growth. Priorities for improvements in the new facility include seismic design to meet Essential Services Building criteria, updating to current policing programmatic needs, site security and expansion options to meet expected growth for the next 50 years.

**Project Status:** Cost estimate from the 100% schematic design in spring 2023 exceeded the available budget. SFPD and Public Works value engineered the designs to bring the project back into alignment with the budget. The project was approved to proceed again in September, to revise the Schematic Designs to align with the reduced scope. Through a competitive Request for Qualifications (RFQ) and Request for Proposals (RFP) process, a CM/GC was selected in February 2023 and approved by the Public Works Commission in July 2023. Design and permitting is anticipated to occur through Summer 2024, and construction commencing in late Spring 2025.

## **Police Surge Facility Construction**

**Background:** The Police Department needs a *Surge Facility* as a temporary base to accommodate essential operations while the Ingleside District Police Station Replacement Project is under construction. The options for such a facility were either the allowed use of an appropriate City-owned building or the construction of a modular facility at an appropriate City parcel. The building option emerged as the most practicable approach and will require tenant improvements to accommodate the essential police operations at the City-owned facility under SFPD jurisdiction, located at 1828 Egbert Avenue. One of the key objectives of this project is to maximize the opportunity to repurpose the installation for permanent future use by the client department.

**Project Status:** Planning, design & permitting is anticipated to complete February 2024 and construction beginning May 2024. Based on cost estimates received in response to the conceptual design, extensive value engineering will be required to realign the anticipated cost to budget. The CM/GC selected for the Ingleside District Police Station Replacement will also be performing construction services for the SFPD Surge Facility Construction.


## **Mission District Police Station Structural Improvement**

**Background:** Located on Valencia Street, Mission District Police Station is a rectangular two story, steel-framed building with exterior walls constructed using reinforced concrete masonry units. It was built in 1993 under the 1991 San Francisco building code (UBC model code) as type ii-n (non-rated) construction. The proposed scope of work is a voluntary seismic strengthening of four existing beams located on the exterior of the building. New steel members will strengthen these four existing exterior beams by bracing them to interior beams. Architectural work includes replacement of the men's shower room and finishes, ceilings, and precast headers at four existing entry locations as required to

## Earthquake Safety and Emergency Response Bond Program (ESER 2010, 2014 & 2020)

accommodate structural work. The project will also consist of accessibility upgrades in the police fleet parking area and modifications at the existing restrooms. The station is expected to maintain its normal 24 hours a day, 365 days a year operation throughout construction, with temporary re-routing of employee circulation and egress. Entry to the public lobby will be maintained throughout construction.

**Project Status:** Construction was completed in August 2023 and the project is now being closed out.



**Mission District Police Station**

# Earthquake Safety and Emergency Response Bond Program (ESER 2010, 2014 & 2020)

## Disaster Response Facilities (“Kezar Pavilion”; ESER 2020)

**Component Description:** After a major earthquake or other disaster, the City will rely on select public buildings to deploy aid, provide shelter and coordinate emergency response and recovery. During and after a major disaster, these public buildings must have the capacity to function as disaster-response facilities that could serve as:

- Shelter: an existing facility, such as a school, recreation center, community center or convention center, temporarily converted to provide safe, accessible, and secure short-term housing for disaster survivors.
- Local Assistance Center: a site where individuals, families, and businesses can access available disaster assistance programs and services
- Commodity Point of Distribution: an accessible site where the public can pick up emergency supplies following a disaster
- Unified Command Post: a field location that can accommodate the primary functions of incident command: command, operations, planning, logistics and finance and administration
- Logistics Staging Area: provides a waystation for incoming shipments that meet a large array of resource request from local government
- Base Camp/Mutual Aid Staging: a location for local and mutual aid organizations to gather prior to deployment

### Background:

Kezar Pavilion will be completely renovated using 2020 ESER Bond funding to support some of San Francisco’s most critical needs during emergency response. Its size, location in Golden Gate Park adjacent to Kezar Stadium and related parking lots offers the best venue to dedicate the \$70 million available to upgrade a city-owned facility for post-disaster response. While Kezar will serve as a Recreation and Park facility in non-disaster time, it will be designed to function within a seismically safe facility to serve multiple disaster-response functions.

The San Francisco Emergency Operations Center will dictate the activation of the space at Kezar based on the highest needs of the incident. All emergency operations located at the rebuilt Kezar facility will be safe, secure, and accessible, and will include emergency power and communications connectivity. The new design focuses on two specific potential emergency uses: a public safety staging area and an indoor congregate shelter.

A public safety staging area will provide space for mutual aid from outside jurisdictions to gather and set up their personnel and equipment prior to deploying to impacted areas of San Francisco. Mutual aid may be requested to support public safety including but not limited to medical, fire, or law enforcement response; critical infrastructure assessment or restoration; heavy equipment logistical support; and human and social services. Activation

# Earthquake Safety and Emergency Response Bond Program (ESER 2010, 2014 & 2020)

---

of a public safety staging area at Kezar would include co-location and deployment of heavy equipment like fire engines and trucks, law enforcement response vehicles, utility trucks, and other necessary mutual aid personnel and equipment.

An indoor congregate shelter will provide space for those displaced by the emergency to receive necessary temporary shelter and basic necessities, such as food, water, medical supplies, and survival gear. The shelter will include flexible space that can accommodate individuals, families, and pets as necessary, and is being designed to accommodate between 100 and 150 individuals at a time. Activation of an indoor congregate shelter at Kezar may also include the capacity for additional distribution of essential commodities to those in need who are not residing in the shelter.

Kezar Pavilion will be the sole project for the Disaster Response Facilities component of the ESER 2020 bond. The cost of upgrading the Pavilion and expanding the facility will require the entire amount allocated for this bond component and will require supplemental funding from the RPD Department

## **Project Status:**

The project team has wrapped up revisions to the concept design that improve the building's circulation by aligning the annex basement with the court level and provide much needed space for building systems and storage beneath the gym bleachers. RPD staff has completed a grant application for the Community Resiliency Grant, to perform enhanced community outreach. A cost reconciliation process is complete, and the project team is confirming the projected total project budget, which has increased due to various factors including inflation, escalation and increased labor costs. The project team is planning to initiate a formal public engagement process by the end of 2023. The public process will be followed by sharing the project with the Civic Design Review Committee for their feedback.

On-going site investigation work includes hazardous materials abatement to facilitate destructive material testing for assessing structural integrity of the building's exterior walls. Abatement is scheduled for October 2023 and the destructive testing will follow in November. Additional geotechnical investigation work is completed, and the project team is awaiting issuance of the final report (due in October 2023). The project has also undergone an initial historic resource evaluation (phase 1) which has been reviewed by the historic preservation division at the Planning Department. Their initial feedback has been favorable regarding the CEQA approval process. A historic resource consultant recently concluded their assessment of the building's windows and has made recommendations on which windows are salvageable and which should be replaced. As the schematic design phase is concluded the team will formally submit for environmental review and complete the review prior to RPD Commission Approval of the concept design.



# Earthquake Safety and Emergency Response Bond Program (ESER 2010, 2014 & 2020)



# Earthquake Safety and Emergency Response Bond Program (ESER 2010, 2014 & 2020)

---

## 9-1-1 Call Center (ESER 2020)

**Component Description:** The 9-1-1 Call Center is operated and managed by the Department of Emergency Management. It is located at the City's Emergency Operations Center (EOC) at 1011 Turk Street in the Western Addition neighborhood and houses public safety dispatchers who answer all calls made to 9-1-1. These dispatchers are the initial point of contact for all of San Francisco's first responders, 24 hours a day. They serve the communications hub that dispatches first responders to the scene of accidents, crimes, fires and other emergency and non-emergency situations.

San Francisco's 9-1-1 Dispatch Center is one of the top 25 busiest 9-1-1 centers in the United States and receives an average of 3,700 calls each day. It is critical that our Dispatch Center can answer all calls for emergency and non-emergency service quickly.

The 9-1-1 Call Center component collected \$8.9M in the first issuance for planning, design, bid process, and construction. Based on the preliminary project schedule, planning, design, and permit activities are expected to last through March 2022, and construction from July 2022 through July 2023.

**Background:** The existing City Emergency Operations Center (EOC) at 1011 Turk Street was constructed in 1997 and consists of a two-story building housing the emergency operations center, the 9-1-1 Call Center, a data center for emergency communications, administrative offices, meeting rooms and support space.

The renovation of the 9-1-1 Call Center will increase the number of dispatcher workstations and reconfigure the supervisor bridge for better visual oversight of all the dispatchers.

Space requirements were determined by analyzing space needs for normal operations, projected growth, redundancy needed for reliable 9-1-1 functioning and capacity for high-demand events – both planned and unplanned. Workstations have specific size and layout requirements for dispatchers to work effectively and efficiently during both routine operations and large-scale emergencies.

### **Project Status:**

The project is under construction; Phase 1 is completed, Phase 2 is underway. As of the end of September 2023 construction is at about 80% completed. There is a two-month delay in the schedule due to a combination of material lead times, scope additions, and unforeseen conditions. The project's anticipated substantial completion date is Jan. 2024.

# Earthquake Safety and Emergency Response Bond Program (ESER 2010, 2014 & 2020)

---



*911 Call Center at City's Emergency Operations Center*

# Earthquake Safety and Emergency Response Bond Program (ESER 2010, 2014 & 2020)

## Budget, Funding and Expenditures

### ESER 2010

The bond authorization amount for the ESER 2010 Bond Program is \$412,300,000. The total appropriation is \$419,040,887 which includes partial interest earned and bond financing costs.

The following is a summary of the budget and appropriation per component:

ESER 2010: thru September 2023

| Bond Components and Projects                       | Bond Authorized Amount | Adjusted Budget (ii) | Appropriations     | Expenditures       | Encumbrances | Balances         | Expenditures/ Appropriations |
|--|------------------------|----------------------|--------------------|--------------------|--------------|------------------|------------------------------|
| Public Safety Building (PSB)                       | 239,000,000            | 229,379,359          | 229,379,359        | 229,228,064        | 0            | 151,295          | 100%                         |
| Neighborhood Fire Stations (NFS)                   | 64,000,000             | 80,941,986           | 80,941,986         | 76,743,840         | 8,448        | 4,189,699        | 95%                          |
| Auxiliary Water Supply System (AWSS)               | 102,400,000            | 102,400,001          | 102,400,001        | 102,400,001        | 0            | 0                | 100%                         |
| Oversight, Accountability & Cost of Issuance (iii) | 6,900,000              | 3,931,489            | 3,931,489          | 3,509,402          | 0            | 422,087          | 89%                          |
| Public Works Program Reserve                       |                        | 105,719              | 105,719            | 0                  | 0            | 105,719          | 0%                           |
| Interest Appropriation                             |                        | 2,282,333            | 2,282,333          | 0                  | 0            | 2,282,333        | 0%                           |
| <b>TOTAL (i)</b>                                   | <b>412,300,000</b>     | <b>419,040,887</b>   | <b>419,040,887</b> | <b>411,881,307</b> | <b>8,448</b> | <b>7,151,133</b> | <b>98%</b>                   |

(i) Financial data as of 10/20/2023

(ii) Budgets per PeopleSoft appropriations; interest funds (authorized for project uses) to be reallocated to bond components in Q2 FY24

(iii) Includes underwriter fees \$1.38M, paid prior to depositing bond proceeds

### Expenditures and Encumbrances

The ESER 2010 expenditures and encumbrances are \$411,881,307 and \$8,448 respectively. Expenditures represent 98% of the total current appropriations.

The Accountability reports for the second thru sixth bond sales are available on the ESER website at <https://sfpublicworks.org/eser-bond-reports>.

# Earthquake Safety and Emergency Response Bond Program (ESER 2010, 2014 & 2020)

## ESER 2014

The bond authorization amount for the ESER 2014 Bond Program is \$400,000,000. The total appropriation is \$412,007,951 which includes partial interest earned and bond financing costs.

The following is a summary of the budget and appropriation per component:

ESER 2014: thru September 2023

| Bond Components and Projects                         | Bond Authorized Amount | Adjusted Budget (ii) | Appropriations     | Expenditures       | Encumbrances     | Balances          | Expenditures/ Appropriations |
|--|------------------------|----------------------|--------------------|--------------------|------------------|-------------------|------------------------------|
| Office of the Chief Medical Examiner (OCME)          | 63,895,000             | 67,533,024           | 67,533,024         | 67,471,018         | 0                | 62,006            | 100%                         |
| Traffic Company & Forensic Services Division (TCFSD) | 162,195,000            | 174,495,790          | 174,495,790        | 171,325,319        | 184,444          | 2,986,028         | 98%                          |
| Police Facilities (PF)                               | 29,490,000             | 26,845,661           | 26,845,661         | 26,031,590         | 0                | 814,071           | 97%                          |
| Neighborhood Fire Station (NFS)                      | 83,555,000             | 72,030,741           | 72,030,741         | 63,722,092         | 338,991          | 7,969,658         | 88%                          |
| Emergency Firefighting Water System (EFWS)           | 54,065,000             | 54,347,209           | 54,347,209         | 51,469,744         | 1,328,367        | 1,549,098         | 95%                          |
| Oversight, Accountability & Cost of Issuance (iii)   | 6,800,000              | 4,296,388            | 4,296,388          | 3,709,910          | 0                | 586,479           | 86%                          |
| Public Works Program Reserve                         |                        | 451,188              | 451,188            | 0                  | 0                | 451,188           | 0%                           |
| Interest Appropriation                               |                        | 12,007,950           | 12,007,950         | 0                  | 0                | 12,007,950        | 0%                           |
| <b>TOTAL (i)</b>                                     | <b>400,000,000</b>     | <b>412,007,951</b>   | <b>412,007,950</b> | <b>383,729,673</b> | <b>1,851,802</b> | <b>26,426,476</b> | <b>93%</b>                   |

(i) Financial data as of 10/20/2023

(ii) Budgets per PeopleSoft appropriations; interest funds (authorized for project uses) to be reallocated to bond components in Q2 FY24

(iii) Includes manual addition \$2M to account for Underwriter Fee, paid prior to depositing bond proceeds

### Expenditures and Encumbrances

The ESER 2014 expenditures and encumbrances are \$383,729,673 and \$1,851,802 respectively. The expenditures represent 93% of the total current appropriations.

The Accountability reports for the second and third bond sales are available on the ESER website at <https://sfpublicworks.org/eser-bond-reports>.



# Earthquake Safety and Emergency Response Bond Program (ESER 2010, 2014 & 2020)

## ESER 2020

The ESER 2020 bond authorization amount is \$628,500,000 and the total appropriation is \$167,805,000, inclusive of bond financing costs, funded by the two bond sales issued to date.

The following is a summary of the budget and appropriation per component:

**ESER 2020: thru September 2023**

| Bond Components and Projects                       | Bond Authorized Amount | Adjusted Budget (ii) | Appropriations     | Expenditures      | Encumbrances     | Balances          | Expenditures/ Appropriations |
|--|------------------------|----------------------|--------------------|-------------------|------------------|-------------------|------------------------------|
| Emergency Firefighting Water System                | 153,500,000            | 151,170,852          | 35,000,000         | 16,763,899        | 4,477,713        | 13,758,388        | 48%                          |
| Neighborhood Fire Stations & Support Facilities    | 275,000,000            | 270,827,260          | 74,416,188         | 42,656,393        | 496,142          | 31,263,652        | 57%                          |
| District Police Stations & Support Facilities      | 121,000,000            | 119,163,994          | 32,022,200         | 7,770,216         | 480,035          | 23,771,949        | 24%                          |
| Disaster Response Facilities (Kezar Pavilion)      | 70,000,000             | 68,937,848           | 15,855,705         | 2,283,049         | 466,596          | 13,106,060        | 14%                          |
| 9-1-1 Response Facilities                          | 9,000,000              | 8,863,438            | 8,863,438          | 5,207,615         | 1,264,435        | 2,391,388         | 59%                          |
| Oversight, Accountability & Cost of Issuance (iii) |                        | 9,536,608            | 1,647,469          | 1,116,646         | 0                | 530,823           | 68%                          |
| <b>TOTAL (i)</b>                                   | <b>628,500,000</b>     | <b>628,500,000</b>   | <b>167,805,000</b> | <b>75,797,818</b> | <b>7,184,921</b> | <b>84,822,261</b> | <b>45%</b>                   |

(i) Financial data as of 10/20/2023

(ii) Current forecasted budget per bond component

(iii) Includes manual addition \$329K to account for Underwriter Fee, paid prior to depositing bond proceeds

## Expenditures and Encumbrances

The ESER 2020 expenditures and encumbrances are \$75,797,818 and \$7,184,921 respectively. The expenditures represent 45% of the total current appropriations.

The Accountability reports for the first and second bond sales are available on the ESER website at <https://sfpublicworks.org/eser-bond-reports>.

## Attachments

### Attachment 1 – Contact Information



San Francisco Public Works | City and County of San Francisco | Building Design and Construction | Project Management  
49 South Van Ness Avenue, Suite 1000 | San Francisco, CA 94103 | (415) 557-4700 | [sfpublicworks.org](http://sfpublicworks.org)

| Contact          | Title              | Component  | Telephone No.  | E-mail   |
|------------------|--------------------|--|----------------|--|
| Scott Moran      | Project Manager    | ESER 2020 NFS & PF                                   | (628) 271-2838 | <a href="mailto:scott.moran@sfdpw.org">scott.moran@sfdpw.org</a>           |
| Magdalena Ryor   | Project Manager    | ESER 2010 NFS; ESER 2014 OCME, NFS, PF               | (628) 271-2758 | <a href="mailto:magdalena.ryor@sfdpw.org">magdalena.ryor@sfdpw.org</a>     |
| Michael Rossetto | Project Manager    | ESER 2014 TC/FSD; ESER 2010 & 2014 NFS Focused Scope | (628) 271-2773 | <a href="mailto:michael.rossetto@sfdpw.org">michael.rossetto@sfdpw.org</a> |
| Lisa Zhuo        | Project Manager    | ESER 2014 PF; ESER 2020 9-1-1 Call Center            | (628) 271-2777 | <a href="mailto:lisa.zhuo@sfdpw.org">lisa.zhuo@sfdpw.org</a>               |
| Allison Chan     | Project Mgr. Asst. | ESER 2010, 2014, & 2020                              | (628) 271-2565 | <a href="mailto:allison.n.chan@sfdpw.org">allison.n.chan@sfdpw.org</a>     |
| Kelly Griffin    | Financial Analyst  | ESER 2010, 2014, & 2020                              | (628) 271-2800 | <a href="mailto:kelly.griffin@sfdpw.org">kelly.griffin@sfdpw.org</a>       |



Public Utilities Commission  
525 Golden Gate Avenue, 9th Floor | San Francisco, CA 94102

| Contact | Title           | Component                             | Telephone No.  | E-mail   |
|---------|-----------------|---------------------------------------|----------------|--|
| Ada Zhu | Project Manager | ESER 2010 AWSS; ESER 2014 & 2020 EFWS | (415) 554-3415 | <a href="mailto:azhu@sfgwater.org">azhu@sfgwater.org</a> |



San Francisco Recreation & Parks  
49 South Van Ness Avenue, Suite 1200 | San Francisco, CA 94103

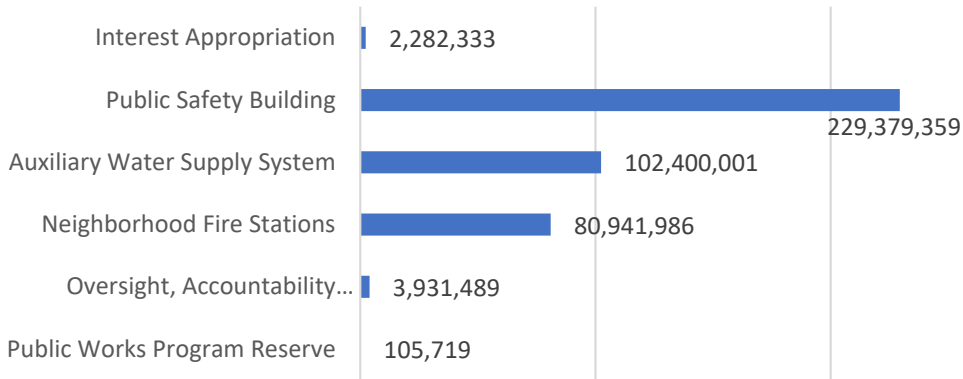
| Contact     | Title           | Component                              | Telephone No.  | E-mail   |
|-------------|-----------------|--|----------------|--|
| Dan Mauer   | Project Manager | ESER 2020 Disaster Response Facilities | (628) 652-6630 | <a href="mailto:dan.mauer@sfgov.org">dan.mauer@sfgov.org</a>     |
| Alexis Ward | Project Manager | ESER 2020 Disaster Response Facilities | (628) 652-6641 | <a href="mailto:alexis.ward@sfgov.org">alexis.ward@sfgov.org</a> |

## Quarterly Status Report

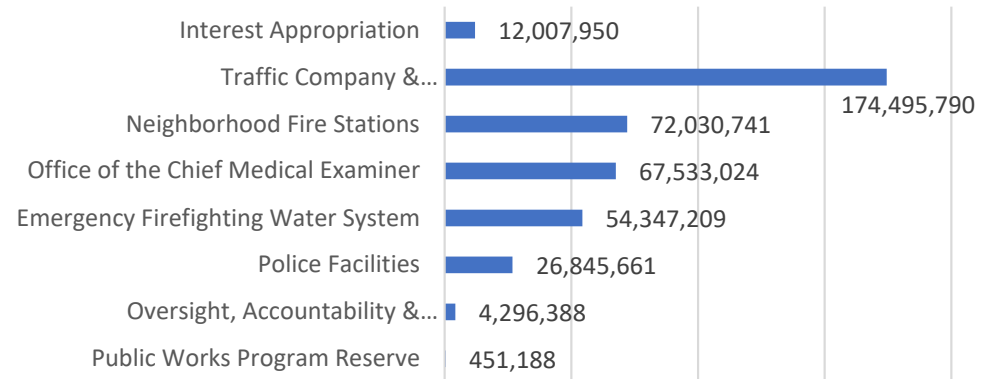
# Earthquake Safety and Emergency Response Bond Program 2010, 2014 & 2020

Quarterly Status Report  
 Presented to the Citizens' General Obligation Bond Oversight Committee  
 For the First Quarter of FY23-24 – as of September 2023

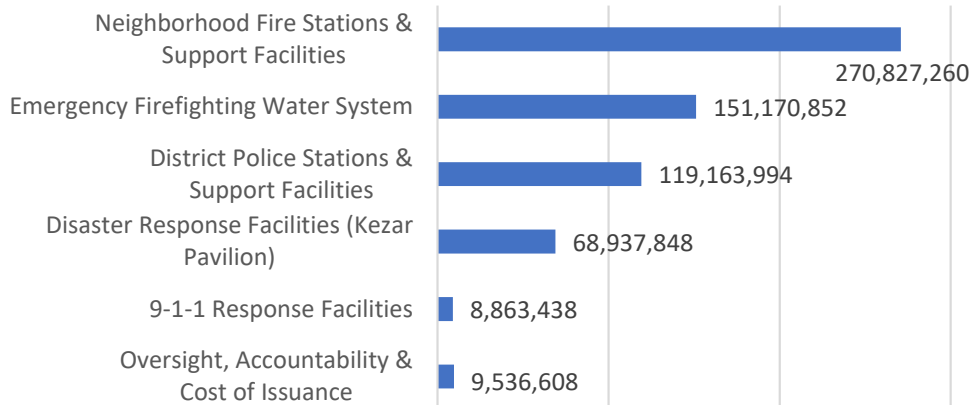
## Overview of ESER 2010 Scope and Budget \$419M



## Overview of ESER 2014 Scope and Budget \$412M



## Overview of ESER 2020 Scope and Budget \$628.5M



911 Call Center at City's Emergency Operations Center  
 1011 Turk Street (Western Addition)

## I. Highlights and accomplishments

- 911 Call Center – phase 2 construction under progress, framing and rough electrical work are completed.
- Fireboat Station 35 – final payment to Design-Builder issued July 2023; security fence enhancements has emerged as a high priority
- The Network Modernization project – completed field surveys and the narrative document is nearing completion for submittal to Planning

## II. Upcoming milestones

- 911 Call Center – ready for building inspections in late Dec / early Jan. 2024.
- Fire Training Facility – Concept Design to start in October 2023
- Kezar Pavilion – Schematic Design has begun, and community outreach will start by end of 2023

## III. Bond sales and appropriations

- ESER 2010: the City has issued six bond sales and appropriated \$419M (including partial interest-earned and financing costs)
- ESER 2014: the City has issued three bond sales and appropriated a total of \$412M (including partial interest-earned and financing costs)
- ESER 2020: the City has issued two bond sales and appropriated a total of \$167.8M (including bond costs)

## IV. Risks, issues or concerns on budget, scope or schedules

- Price escalation for crucial building materials
- Skills shortages and increased labor costs
- Permitting review and approval delays extending project schedule duration
- Supply delays extending construction schedule durations
- Local ordinances that create new components of additional cost
- PG&E's practices create schedule delays and added cost

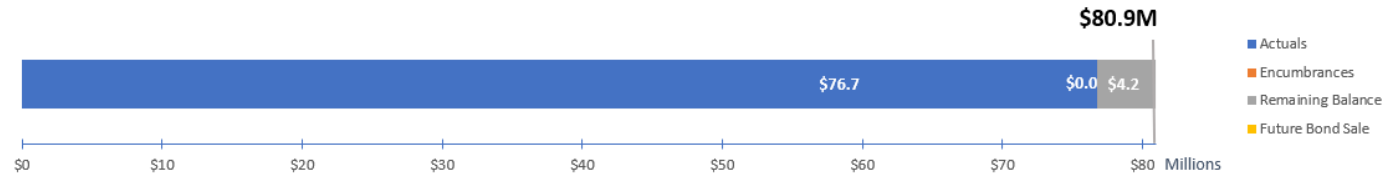
# Neighborhood Fire Stations (NFS 2010 – \$80.9M)

Current Phase: **Various**  
Completion Date: **November 2025**

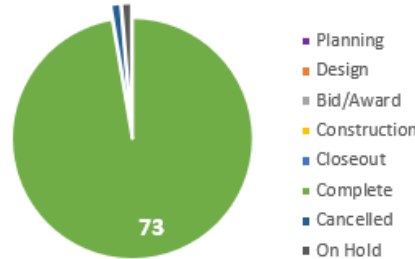
## Recent accomplishments

- None

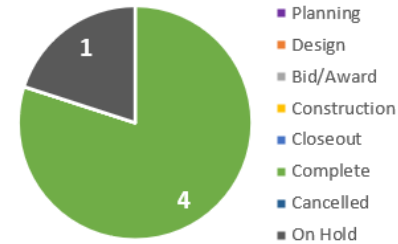
## Budget status



### Focused Scope (75)



### Seismic & Comprehensive (5)



## Upcoming Milestones:

- **FS 14 Generator Replacement:** SFFD has requested hold status due to emerging higher priorities



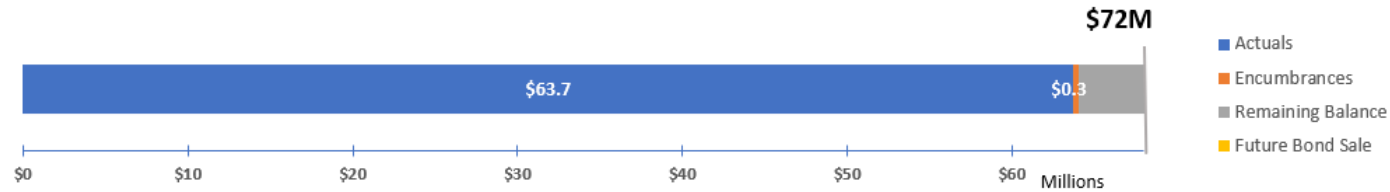
Fire Station 14 (Outer Richmond)



# Neighborhood Fire Stations (NFS 2014 – \$72M)

Current Phase: **Various**  
Completion Date: **November 2025**

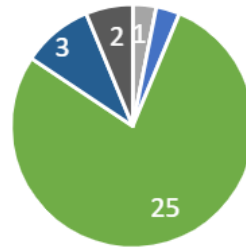
## Budget status



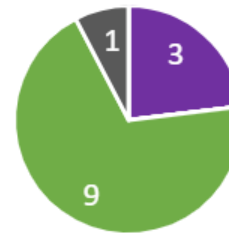
## Recent accomplishments

- **SFFD Network Improvement Project:** of June 2023, surveys have been completed. The survey document will be submitted to Planning dept & the architects will proceed with technical design.

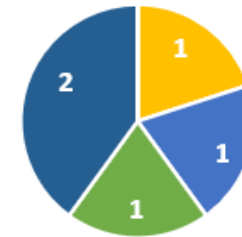
Focused Scope (32)



Other Focused Scope (13)



Seismic & Comprehensive (5)



- Actuals
- Encumbrances
- Remaining Balance
- Future Bond Sale
- Planning
- Design
- Bid/Award
- Construction
- Closeout
- Complete
- Cancelled
- On Hold

## Upcoming milestones

- **FS 19 Generator Replacement:** is anticipated to advertise for bids in late Summer to Fall of 2023. A job walk occurred on 9/25/23. The JOC contractor is preparing pricing.
- **Fireboat Station 35:** design-build contract final payment issued in July 2023. The need for security fence enhancements came from SFFD as urgent. Project initiation is underway.
- **FS 17 Boiler Replacement & FS 29 Apparatus Bay Door Replacement** emerged as priority projects in September 2023. Project initiation is underway.



Fireboat Station 35 at Pier 22 1/2  
(Photos by Russell Abraham)

# Neighborhood Fire Stations & Support Facilities (NFS 2020 – \$270.8M)

Current Phase: **Planning**  
Completion Date: **December 2028**

## Recent accomplishments

Fire Training Facility ("FTF"):

- Executive Architect Contract approved by BOS on 9/26/2023 & Mayor on 9/28/2023

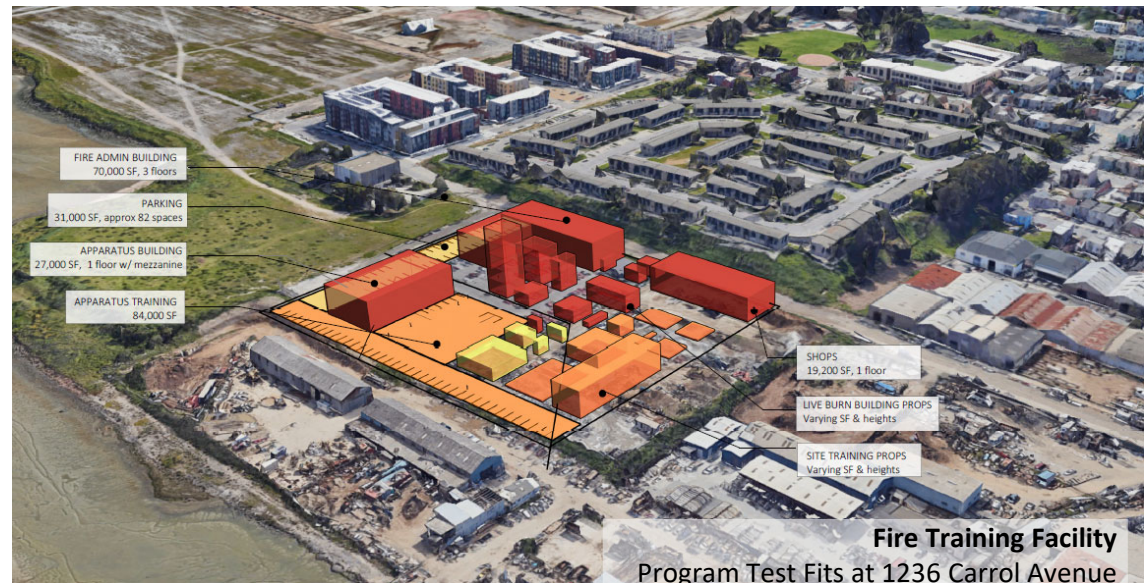
## Budget status



## Upcoming milestones

Fire Training Facility ("FTF"):

- Concept Design to begin in October 2023
- MOU with SFPUC negotiations being finalized for access and maintenance storm water and sewer systems under streets planned for vacation on the site
- RFQ for the CM/GC is expected to be released November 2023



# Police Facilities (PF 2014 – \$26.8M)

Current Phase: **Closeout**  
Completion Date: **June 2023**

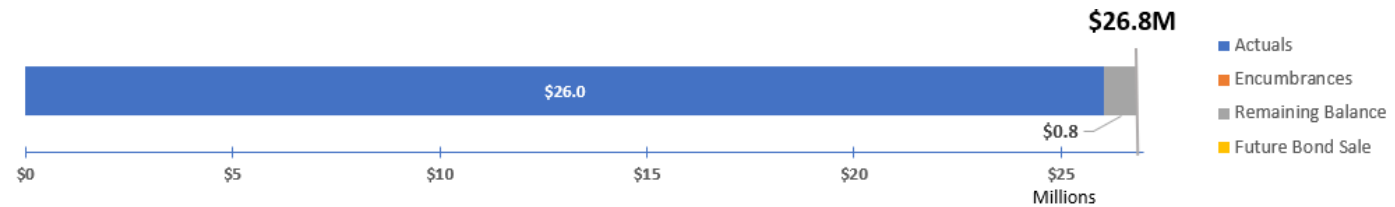
## Recent accomplishments

- N/A

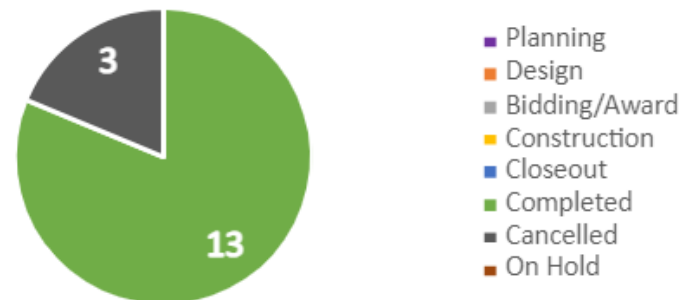
## Upcoming milestones

- Remaining bond component funds are currently under review to be utilized on eligible SFPD projects

## Budget status



## Project status





# Police Stations & Support Facilities (PF 2020 – \$119.2M)

Current Phase: **Planning/Design**  
Completion Date: **July 2027**

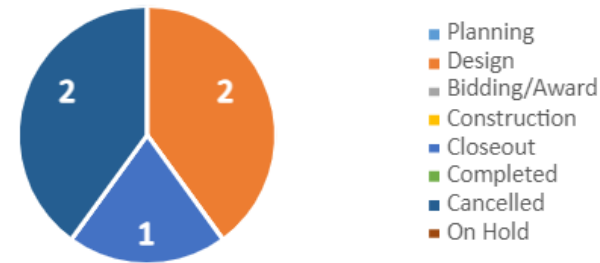
## Recent accomplishments

- CM/GC for Ingleside Police Station and Surge Facility construction award was approved by PW Commission in July 2023
- Mission Police Station Structural Improvement Project completed in August 2023
- Value engineering exercises for Ingleside Police Station project brought the project back within budget and Schematic Design was re-initiated in September 2023

## Budget status



## Project status



## Upcoming milestones

- Construction Documents for Surge Facility to be completed in November 2023



Mission District Police Station

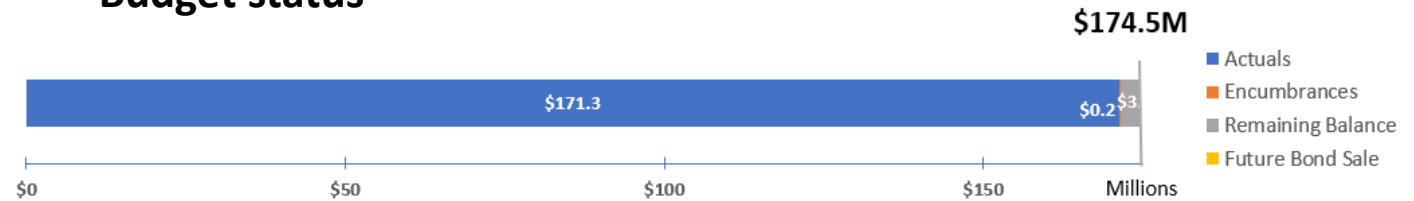
# Traffic Company & Forensic Services Division (TCFSD 2014 – \$174.5M)

Current Phase: **Closeout**  
Completion Date: **Fall 2021**

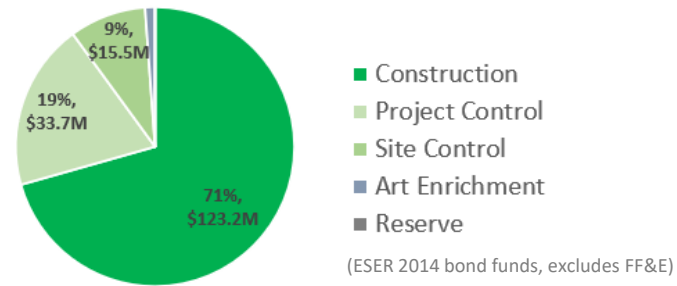
## Recent accomplishments

- N/A

## Budget status



## Budget allocation



## Upcoming milestones

- SFAC public art installation  
TBD due to fabricator delay



Photo By Bruce Damonte



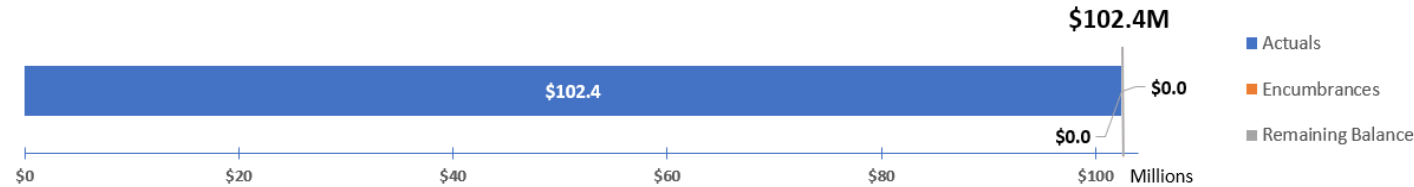
# Emergency Firefighting Water System (EFWS 2010 – \$102.4M)

Current Phase: **Construction**  
 Completion Date: **December 2023**

## Recent accomplishments

- **Pumping Station 2** – Construction completed May 2023

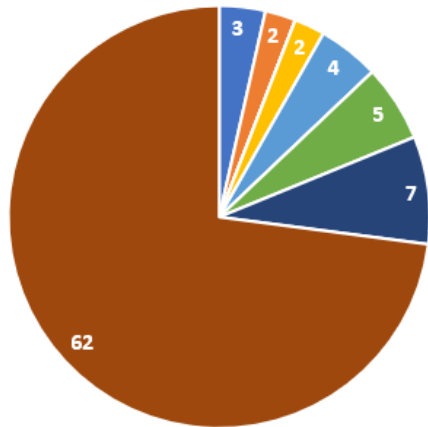
## Budget status



## Upcoming milestones

- **Pumping Station 2** – Close out December 2023

## Project status | 85 Projects\*



- Planning
- Procurement or Bid/Award
- Substantial Completion
- Postponed
- Design
- Construction
- Cancelled
- Complete

\*Combined ESER 2010, 2014, 2020 projects' status



Pumping Station 2 at Fort Mason

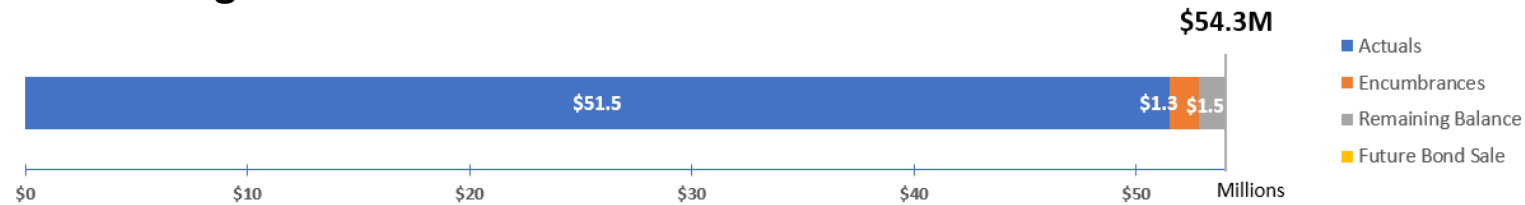
# Emergency Firefighting Water System (EFWS 2014 – \$54.3M)

Current Phase: **Various**  
 Completion Date: **December 2023**

## Recent accomplishments

- **Clarendon Supply Pipeline** – Construction continues

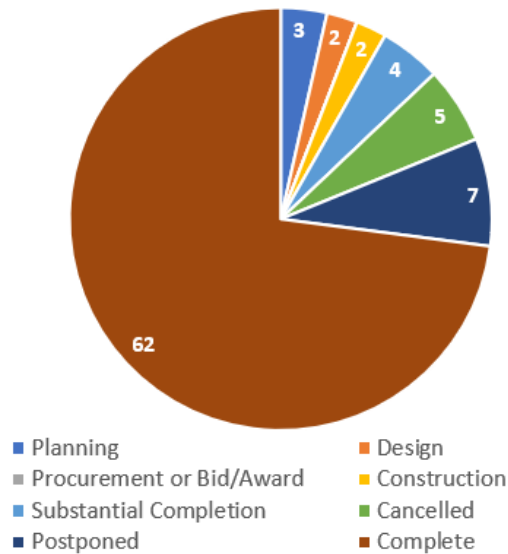
## Budget status



## Upcoming milestones

- **Clarendon Supply Pipeline** – Construction completion anticipated December 2023

## Project status | 85 Projects\*



\*Combined ESER 2010, 2014, 2020 projects' status



**Clarendon Supply project: Enclosure installed**

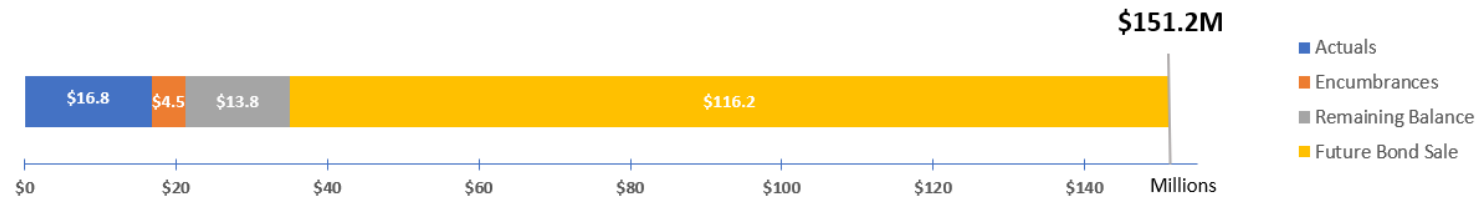
# Emergency Firefighting Water System (EFWS 2020 – \$151.2M)

Current Phase: **Various**  
Completion Date: **July 2029**

## Recent accomplishments

- **19th Avenue Pipeline** – Construction completed July 2023
- **Vicente Street Pipeline** – Construction continues
- **Fireboat Manifold** – Construction of new pipeline and fireboat manifold near Fort Mason Pier 2 and Pier 35.5. for fire suppression. Planning in progress
- **Potable EFWS Pipeline** – Planning for potable EFWS within Richmond and Sunset continues. The Conceptual Engineering Report (CER) for Contract A and B is being finalized. Contract A and B is to install new potable EFWS pipeline from Lake Merced Pump Station to Sloat Blvd/19<sup>th</sup> Avenue, and 23<sup>rd</sup> /Vicente to Lawton St respectively. Contract A design starts, and Contract B design will follow.

## Budget status



Installation of a new 36-inch (36") diameter welded steel pipe (WSP) at 19th Avenue and Sloat Boulevard

## Upcoming milestones

- **19th Avenue Pipeline** – Close out anticipated December 2023



# 9-1-1 Call Center (DEM 2020 – \$8.9M)

Current Phase: **Construction**  
Completion Date: **January 2024**

## Recent accomplishments

- Phase 2 construction underway.
- Framing and rough electrical are completed.
- Passed plumbing inspection in September
- Drywall installation is approximately 80% completed.

## Upcoming milestones

- Close walls and floor, carpet and flooring installation to complete by early Dec.
- Dispatch console installation beginning early Dec.
- Coordinate and schedule building inspections in mid-Dec.

## Budget status



911 Call Center at City's Emergency Operations Center  
1011 Turk Street (Western Addition)

# Disaster Response Facilities: Kezar Pavilion (ESER 2020 – \$68.9M)

Current Phase: **Planning**  
Completion Date: **November 2027**


## Recent accomplishments

- Updated concept plan is complete. Design features improved circulation and ADA access, and spatial organization of program spaces.
- Geotechnical testing is complete. Report due in October 2023.
- RPD has applied for a Community Resilience Grant to fund enhanced community outreach.
- Cost reconciliation of concept design is complete.
- Team held resiliency workshop with consultant to determine project's resiliency goals.



## Upcoming milestones

- Finalize total project budget
- Abatement work scheduled for October 2023, and destructive testing will follow.
- Begin public outreach program to share project plans with community followed by review by Civic Design Committee
- Continue working with DEM on refining emergency programming needs. HAS staff will be brought in to assist on targeted emergency need design.
- Continue environmental review process with the Planning Dept. and historic preservation staff.





# Attachment 1 | Budget Status and Financial Plan (ESER 2010)

## ESER 2010: thru September 2023

| Bond Components and Projects                       | Bond Authorized Amount | Adjusted Budget (ii) | Appropriations     | Expenditures       | Encumbrances | Balances         | Expenditures/ Appropriations |
|--|------------------------|----------------------|--------------------|--------------------|--------------|------------------|------------------------------|
| Public Safety Building (PSB)                       | 239,000,000            | 229,379,359          | 229,379,359        | 229,228,064        | 0            | 151,295          | 100%                         |
| Neighborhood Fire Stations (NFS)                   | 64,000,000             | 80,941,986           | 80,941,986         | 76,743,840         | 8,448        | 4,189,699        | 95%                          |
| Auxiliary Water Supply System (AWSS)               | 102,400,000            | 102,400,001          | 102,400,001        | 102,400,001        | 0            | 0                | 100%                         |
| Oversight, Accountability & Cost of Issuance (iii) | 6,900,000              | 3,931,489            | 3,931,489          | 3,509,402          | 0            | 422,087          | 89%                          |
| Public Works Program Reserve                       |                        | 105,719              | 105,719            | 0                  | 0            | 105,719          | 0%                           |
| Interest Appropriation                             |                        | 2,282,333            | 2,282,333          | 0                  | 0            | 2,282,333        | 0%                           |
| <b>TOTAL (i)</b>                                   | <b>412,300,000</b>     | <b>419,040,887</b>   | <b>419,040,887</b> | <b>411,881,307</b> | <b>8,448</b> | <b>7,151,133</b> | <b>98%</b>                   |

(i) Financial data as of 10/20/2023

(ii) Budgets per PeopleSoft appropriations; interest funds (authorized for project uses) to be reallocated to bond components in Q2 FY24

(iii) Includes underwriter fees \$1.38M, paid prior to depositing bond proceeds

# Attachment 1 | Budget Status and Financial Plan (ESER 2014)

ESER 2014: thru September 2023

| Bond Components and Projects                         | Bond Authorized Amount | Adjusted Budget (ii) | Appropriations     | Expenditures       | Encumbrances     | Balances          | Expenditures/ Appropriations |
|--|------------------------|----------------------|--------------------|--------------------|------------------|-------------------|------------------------------|
| Office of the Chief Medical Examiner (OCME)          | 63,895,000             | 67,533,024           | 67,533,024         | 67,471,018         | 0                | 62,006            | 100%                         |
| Traffic Company & Forensic Services Division (TCFSD) | 162,195,000            | 174,495,790          | 174,495,790        | 171,325,319        | 184,444          | 2,986,028         | 98%                          |
| Police Facilities (PF)                               | 29,490,000             | 26,845,661           | 26,845,661         | 26,031,590         | 0                | 814,071           | 97%                          |
| Neighborhood Fire Station (NFS)                      | 83,555,000             | 72,030,741           | 72,030,741         | 63,722,092         | 338,991          | 7,969,658         | 88%                          |
| Emergency Firefighting Water System (EFWS)           | 54,065,000             | 54,347,209           | 54,347,209         | 51,469,744         | 1,328,367        | 1,549,098         | 95%                          |
| Oversight, Accountability & Cost of Issuance (iii)   | 6,800,000              | 4,296,388            | 4,296,388          | 3,709,910          | 0                | 586,479           | 86%                          |
| Public Works Program Reserve                         |                        | 451,188              | 451,188            | 0                  | 0                | 451,188           | 0%                           |
| Interest Appropriation                               |                        | 12,007,950           | 12,007,950         | 0                  | 0                | 12,007,950        | 0%                           |
| <b>TOTAL (i)</b>                                     | <b>400,000,000</b>     | <b>412,007,951</b>   | <b>412,007,950</b> | <b>383,729,673</b> | <b>1,851,802</b> | <b>26,426,476</b> | <b>93%</b>                   |

(i) Financial data as of 10/20/2023

(ii) Budgets per PeopleSoft appropriations; interest funds (authorized for project uses) to be reallocated to bond components in Q2 FY24

(iii) Includes manual addition \$2M to account for Underwriter Fee, paid prior to depositing bond proceeds

# Attachment 1 | Budget Status and Financial Plan (ESER 2020)

## ESER 2020: thru September 2023

| Bond Components and Projects                       | Bond Authorized Amount | Adjusted Budget (ii) | Appropriations     | Expenditures      | Encumbrances     | Balances          | Expenditures/ Appropriations |
|--|------------------------|----------------------|--------------------|-------------------|------------------|-------------------|------------------------------|
| Emergency Firefighting Water System                | 153,500,000            | 151,170,852          | 35,000,000         | 16,763,899        | 4,477,713        | 13,758,388        | 48%                          |
| Neighborhood Fire Stations & Support Facilities    | 275,000,000            | 270,827,260          | 74,416,188         | 42,656,393        | 496,142          | 31,263,652        | 57%                          |
| District Police Stations & Support Facilities      | 121,000,000            | 119,163,994          | 32,022,200         | 7,770,216         | 480,035          | 23,771,949        | 24%                          |
| Disaster Response Facilities (Kezar Pavilion)      | 70,000,000             | 68,937,848           | 15,855,705         | 2,283,049         | 466,596          | 13,106,060        | 14%                          |
| 9-1-1 Response Facilities                          | 9,000,000              | 8,863,438            | 8,863,438          | 5,207,615         | 1,264,435        | 2,391,388         | 59%                          |
| Oversight, Accountability & Cost of Issuance (iii) |                        | 9,536,608            | 1,647,469          | 1,116,646         | 0                | 530,823           | 68%                          |
| <b>TOTAL (i)</b>                                   | <b>628,500,000</b>     | <b>628,500,000</b>   | <b>167,805,000</b> | <b>75,797,818</b> | <b>7,184,921</b> | <b>84,822,261</b> | <b>45%</b>                   |

(i) Financial data as of 10/20/2023

(ii) Current forecasted budget per bond component

(iii) Includes manual addition \$329K to account for Underwriter Fee, paid prior to depositing bond proceeds

## Attachment 2 | Overall Bond Summary (ESER 2010, 2014 & 2020)

The Earthquake Safety and Emergency Response (ESER 2010) Bond Program consists of three components: the **Public Safety Building (PSB)**, the **Neighborhood Fire Stations (NFS)**, and the **Auxiliary Water Supply System (AWSS)**. The SFPUC manages the AWSS component and Public Works manages the remaining components. To date, there have been no upsets that would seriously compromise any client department's expectations for the successful delivery of any project.

The ESER 2014 Bond Program is comprised of five components: **Office of the Chief Medical Examiner (OCME)**; **Traffic Control & Forensic Services Division (TCFSD)**; **Neighborhood Fire Stations (NFS)**; **Emergency Firefighting Water System (EFWS)**; and **Police Facilities (PF)**. The SFPUC manages the EFWS component and Public Works manages the remaining components.

The ESER 2020 Bond Program is comprised of five components: **Emergency Firefighting Water System**; **Neighborhood Fire Stations & Support Facilities**; **District Police Stations & Support Facilities**; **Disaster Response Facilities**; and **9-1-1 Call Center**. The SFPUC manages the EFWS component, the Recreation and Parks Department manages the Disaster Response Facilities component, and Public Works manages the remaining components. The following is a brief summary of each component.

### Public Safety Building (2010)

The Public Safety Building (PSB) provides a new venue for the SFPD Headquarters – effectively the command-and-control administration of the City's police department-including the relocation of Southern District Station and a new Mission Bay Fire Station. Included in the project is the reuse of Fire Station #30, which serves as a multi-purpose facility for the Fire Department and the community. Historic resource consultants have determined that the existing fire station is eligible for the National Register of Historic Places. Consistent with the Mission Bay SEIR Addendum No. 7, Mitigation Measures, Item D.02, this facility was retained and reused in a manner that preserves its historic integrity. The other components of the project were designed to be respectful of the historic integrity of the existing fire station.

### Neighborhood Fire Stations (2010, 2014 & 2020)

The ESER 2010 bond will renovate or replace selected fire stations to provide improved safety and healthy work environment for the firefighters. The selected stations are determined according to their state of condition and their importance for achieving the most effective delivery of fire suppression and emergency medical services possible.

The ESER 2014 bond program is anticipated to continue the work of ESER 2010 bond, categorizing projects according to the three categories of *Focused Scope, Comprehensive, and Seismic*. The ESER 2014 bond program will continue to address identified and prioritized needs at Fire Stations that were previously not addressed under the 2010 program. Significant improvements will have been completed at all SFFD Fire Stations at the conclusion of the 2010 and 2014 bond programs.

The ESER 2020 bond is comprised of one project: new construction of the Fire Training Facility (FTF). The Fire Department currently conducts trainings for recruits and existing personnel at two facilities: one on Treasure Island and a smaller one in the Mission District. Plans are underway for a development project on the island that obligates the relocation of the training facility and departure from Treasure Island by December 2026. This new facility will be the single largest project in the NFS component of the ESER 2020 bond.

### Emergency Firefighting Water System (EFWS) (2010, 2014 & 2020)

The Emergency Firefighting Water System includes a high-pressure water system and cistern water storage for fire suppression in the City. The Emergency Firefighting Water System is vital for protecting against the loss of life, homes, and businesses from fire following an earthquake. It is also used for the suppression of non-earthquake multiple-alarm fires.

The Earthquake Safety and Emergency Response Bonds of 2010, 2014, and 2020 will seismically improve the EFWS cisterns, pipelines, tunnels and physical plant.

## Attachment 2 | Overall Bond Summary (ESER 2010, 2014 & 2020)

### **Office of Chief Medical Examiner (2014)**

The existing OCME is located at the Hall of Justice (HOJ) at 850 Bryant Street. The HOJ is over 50 years old and seismically deficient. In the event of a major earthquake, this building is not expected to be operational. This project is part of a larger strategy to replace the Hall of Justice established in the City's 10-Year Capital Plan as the Justice Facilities Improvement Program (JFIP).

The \$65M project will relocate the OCME to One Newhall Street in the India Basin Industrial Park. The new facility will house approximately 50 employees who are organized into the four units of the OCME: Field Investigations, Medical/Autopsy, Laboratory, and Administration.

### **SFPD Traffic Company and Forensic Service Division (TCFSD) (2014)**

The SFPD Traffic Company (TC) is currently located at the Hall of Justice (HOJ) at 850 Bryant Street. The SFPD Forensic Services Division (FSD) is currently located at two facilities. The FSD Administration, Crime Scene Investigations, and Identification units, with approximately 60 employees, are housed at HOJ. The FSD Crime Lab, with approximately 25 employees, is housed at Building 606 in the Hunters Point Shipyard.

The project will relocate the TC & FSD to a site located at 1995 Evans Avenue, Mission Bay, San Francisco. The project is being developed to support 109 employees for 2020 FSD demand within approximately 70,000 sf and allows for a potential future expansion if required. The SFPD – TC will support 94 employees for 2020 demand within 16,500 sf plus 8100 sf motorcycle parking garage. The Real Estate Division occupies approximately 2,100 sf with up to 7 full time employees plus meeting space to accommodate an additional 6 visiting staff. With common spaces the building is approximately 103,600 sf.

### **Police Facilities (2014 & 2020)**

Under ESER 2014, this component includes various *Focused Scope and Comprehensive* facility upgrade projects at 12 police facilities – 9 district stations and 3 support facilities—across the City. The work scopes are derived from a series of onsite investigations, observations, and professional evaluations of different building systems that include mechanical, electrical, plumbing, fire protection, and structural safety. It also includes assessments of seismic strength, building envelope (i.e. integrity of roof, doors, windows, and walls), ADA accessibility requirements, as well as other site improvements that ensure safety and security.

The project's overall budget is \$30M, the cost to address all Police Facilities building issues is estimated as above \$250M, and therefore project priorities are selected per recommendations by the Citywide Capital Plan, including state of condition and the importance of particular improvements in achieving the most effective delivery of police services possible. The building deficiencies that inhibit public access, or that may compromise occupant life safety, and others that pertain to code compliance, will get the first priority.

The assessments and evaluations performed will inform the work to be performed under ESER 2020. Three projects have been identified for inclusion under the ESER 2020 Program.

1. Ingleside District Police Station Replacement
2. Police Surge Facility Construction (an enabling project for Ingleside Police Stn)
3. Mission District Police Station Structural Improvement



## Attachment 2 | Overall Bond Summary (ESER 2010, 2014 & 2020)

### **Disaster Response Facilities (2020)**

Kezar Pavilion is located in the southeast corner of Golden Gate Park at 755 Stanyan Street. The building resides in what is known as the Kezar Triangle which is comprised primarily of the pavilion, a large parking lot to the south and the athletic stadium to the west. The pavilion gymnasium was constructed in 1926 with various additions added over the years between 1935 through 1964. The pavilion is currently used as a regional recreation space for indoor athletics and serves as the home of the Recreation and Parks Department's Park Ranger program. The facility has had extensive structural evaluation studies conducted and the building is considered the highest seismic hazard in the department's building portfolio.

The proposed project will include a complete renovation of the gym making it more functional with an upgraded seismic rating of 1.5. The space will be reconfigured to optimize usable space so that it can function as both a multi-use recreation hub but also be converted to an emergency response facility at the appropriate time of need. The old addition add-on structures will be demolished and replaced with a new three story, attached building, one floor being set below grade. This new structure will continue to house the Park Rangers, but it will also include a new multi-use recreation spaces and new showers, restrooms and locker rooms. Like the gym, this new building addition will also be designed to function as a city asset for disaster response needs.

### **9-1-1 Call Center (2020)**

The 9-1-1 Call Center is operated and managed by the Department of Emergency Management. It is located at the City's Emergency Operations Center (EOC) at 1011 Turk Street in the Western Addition neighborhood and houses public safety dispatchers who answer all calls made to 9-1-1. These dispatchers are the initial point of contact for all of San Francisco's first responders, 24 hours a day. They serve the communications hub that dispatches first responders to the scene of accidents, crimes, fires and other emergency and non-emergency situations.

San Francisco's 9-1-1 Dispatch Center is one of the top 25 busiest 9-1-1 centers in the United States and receives an average of 3,700 calls each day. It is critical that our Dispatch Center can answer all calls for emergency and non-emergency service quickly. Since 2011, the City has seen an increase in 9-1-1 call volumes. ESER 2020 will provide the necessary funding to renovate the existing facility and expand the emergency operation floor to accommodate a higher number of dispatcher workstations in order to meet the increased demand.

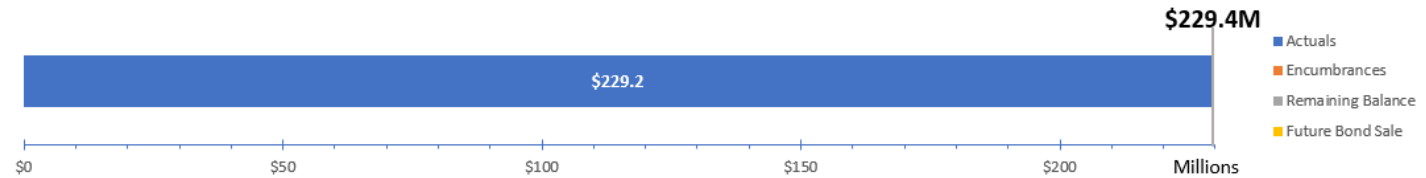
# Public Safety Building (PSB 2010 – \$229.4M)

Current Phase: **Financial Closeout**  
Completion Date: **February 2016**

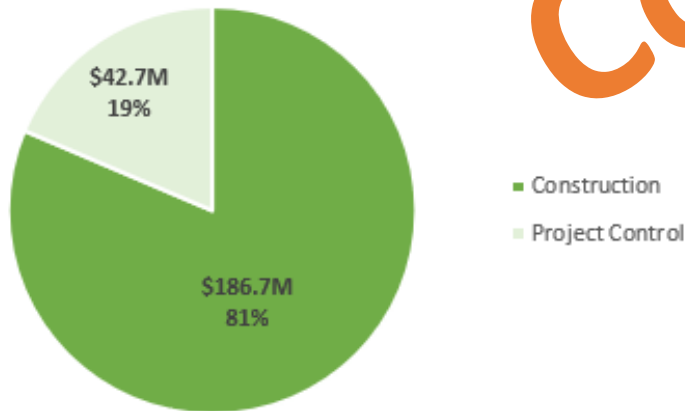
## Recent accomplishments

- None

## Budget status



## Budget allocation



Complete



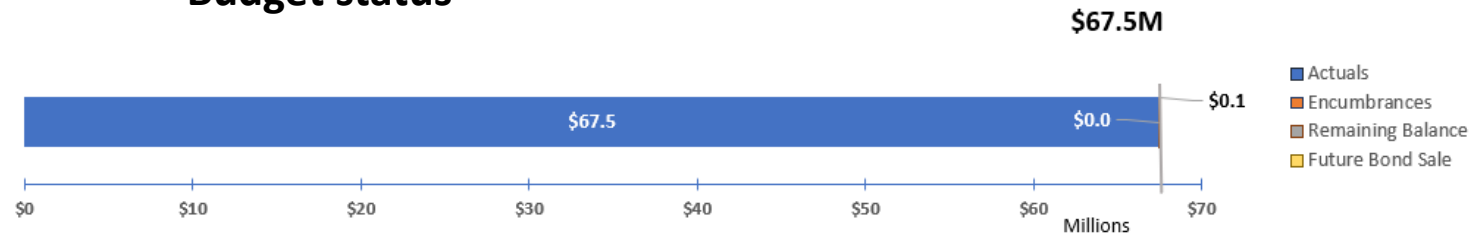
# Office of the Chief Medical Examiner (OCME 2014 – \$67.5M)

Current Phase: **Financial Closeout**  
Completion Date: **March 2018**

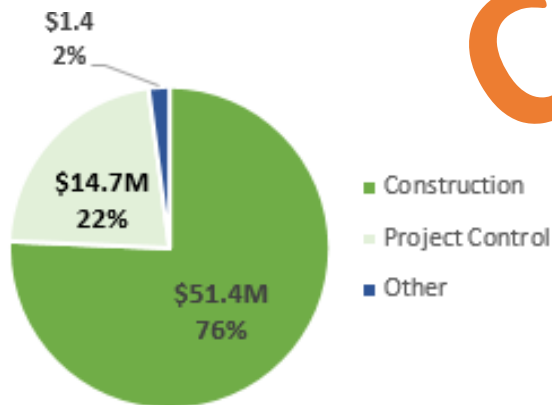
## Recent accomplishments

- None

## Budget status



## Budget allocation



Complete





<https://sfpublicworks.org/eser>