

Meeting Date: July 15, 2024

To: Sanitation and Streets Commission

Through: Carla Short, Public Works Director
DiJaida Durden, Deputy Director of Operations

From: Nicholas Crawford, Acting Superintendent of the Bureau of Urban Forestry

Subject: Presentation and Report on Bureau of Urban Forestry Performance Measures

Director's Recommendation: Receive and discuss informational presentation.

Executive Summary: This presentation and report provides performance measures through June 2024 for the Bureau of Urban Forestry. The presentation will cover annual performance measures for total public requests, total public request completions, total trees planted, tree maintenance by personnel, trees inspection counts, area of sidewalk fixed, and linear feet of curb repaired. The Performance Measure Report provides performance measures related to these services.

This presentation and report also provides updated measures for the Bureau of Urban Forestry's StreetTreeSF program to reflect fiscal-year-end-totals. This program was formed as a result of the passing of Proposition E on November 8, 2016. The measure shifted responsibility for the maintenance of approximately 125,000 trees along public streets and surrounding sidewalks from public property owners to the City of San Francisco.

Attachments:

- PowerPoint Presentation
- Performance Measure Report



July 15, 2024

Performance and Data Evaluation: Urban Forestry

Nicholas Crawford

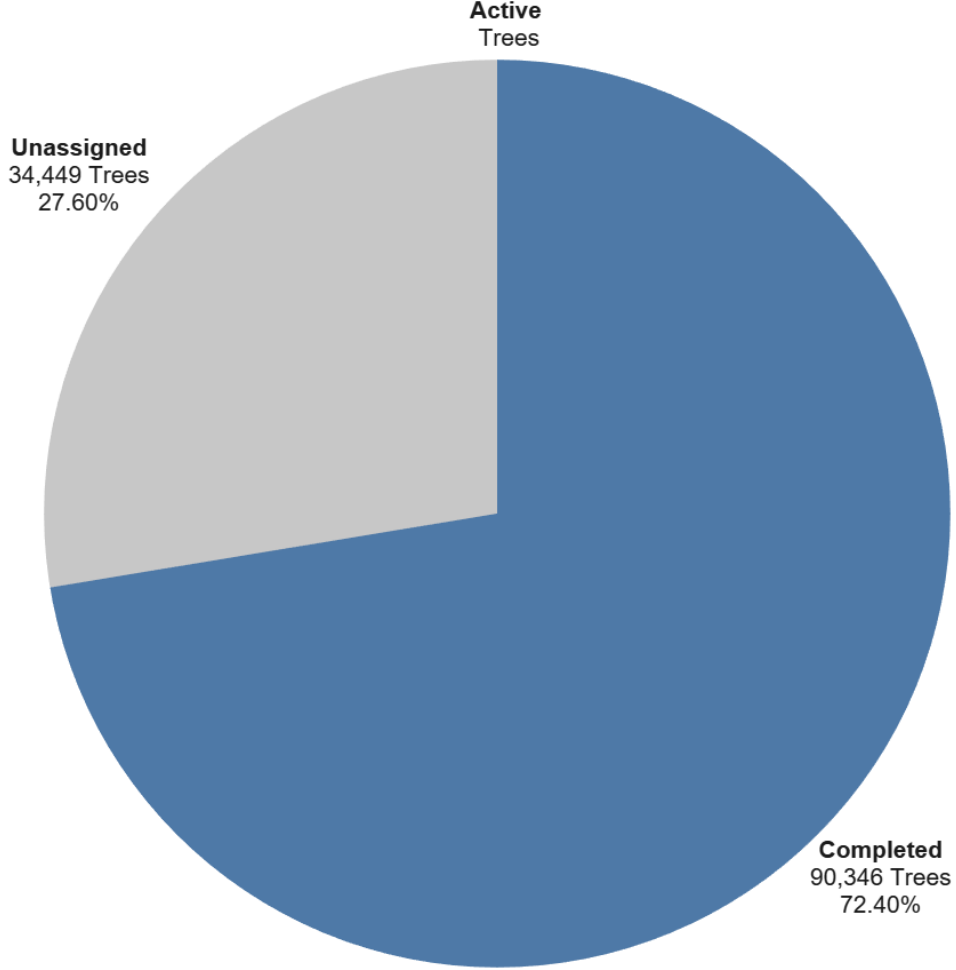
Acting Superintendent of Bureau of Urban Forestry



Performance and Data Evaluation: StreetTreeSF

StreetTreeSF: Progress Status

- Status
- Active
- Completed
- Unassigned



Totals as of: Jun 30, 2024

Sources: Progress or work internally tracked by Bureau of Urban Forestry.
Tree census obtained by using ArborPro (2017)

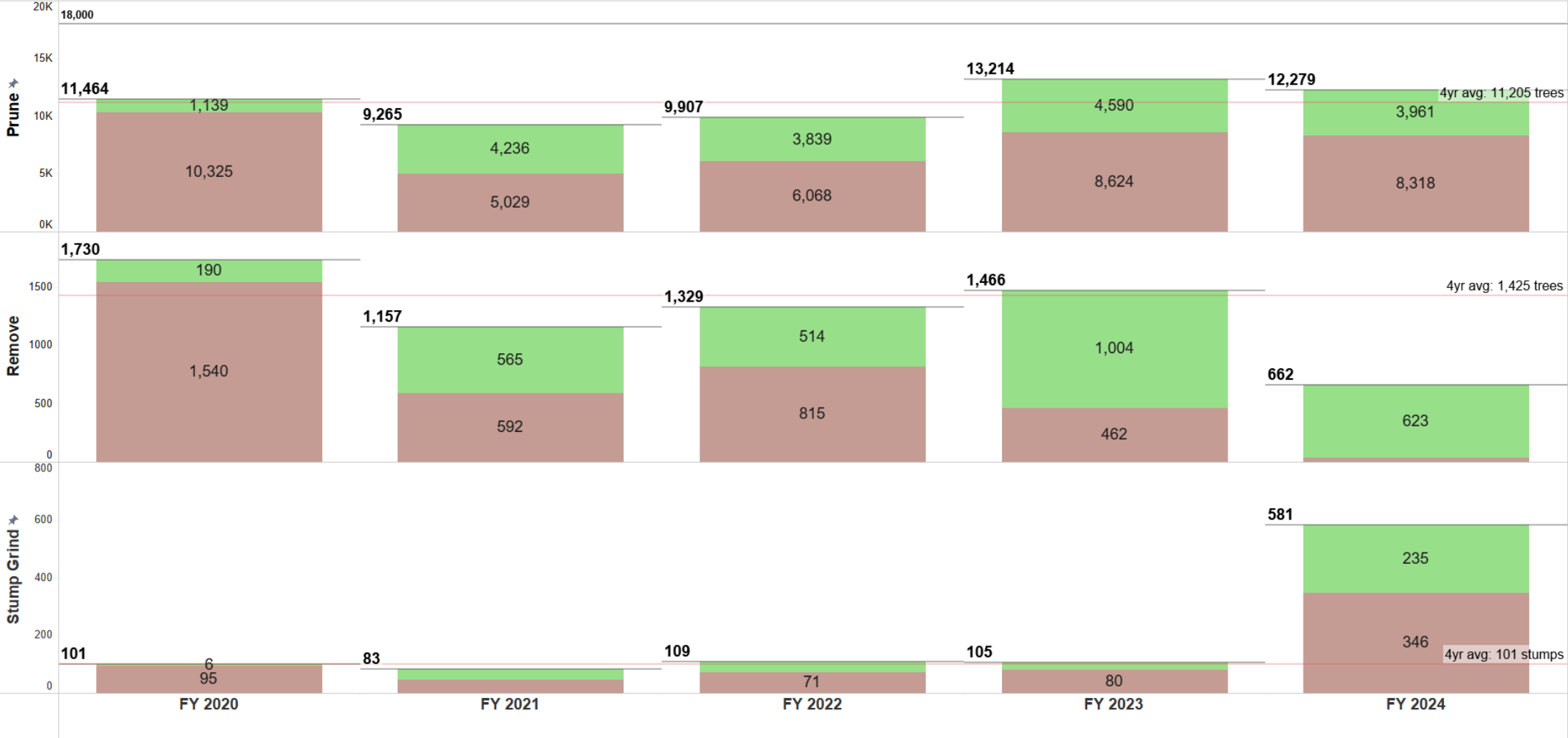


Disclaimer: Reports are subject to change. Public Works does not guarantee the accuracy or completeness of any information provided.

Performance and Data Evaluation: StreetTreeSF

StreetTreeSF: Assets addressed by activity and year

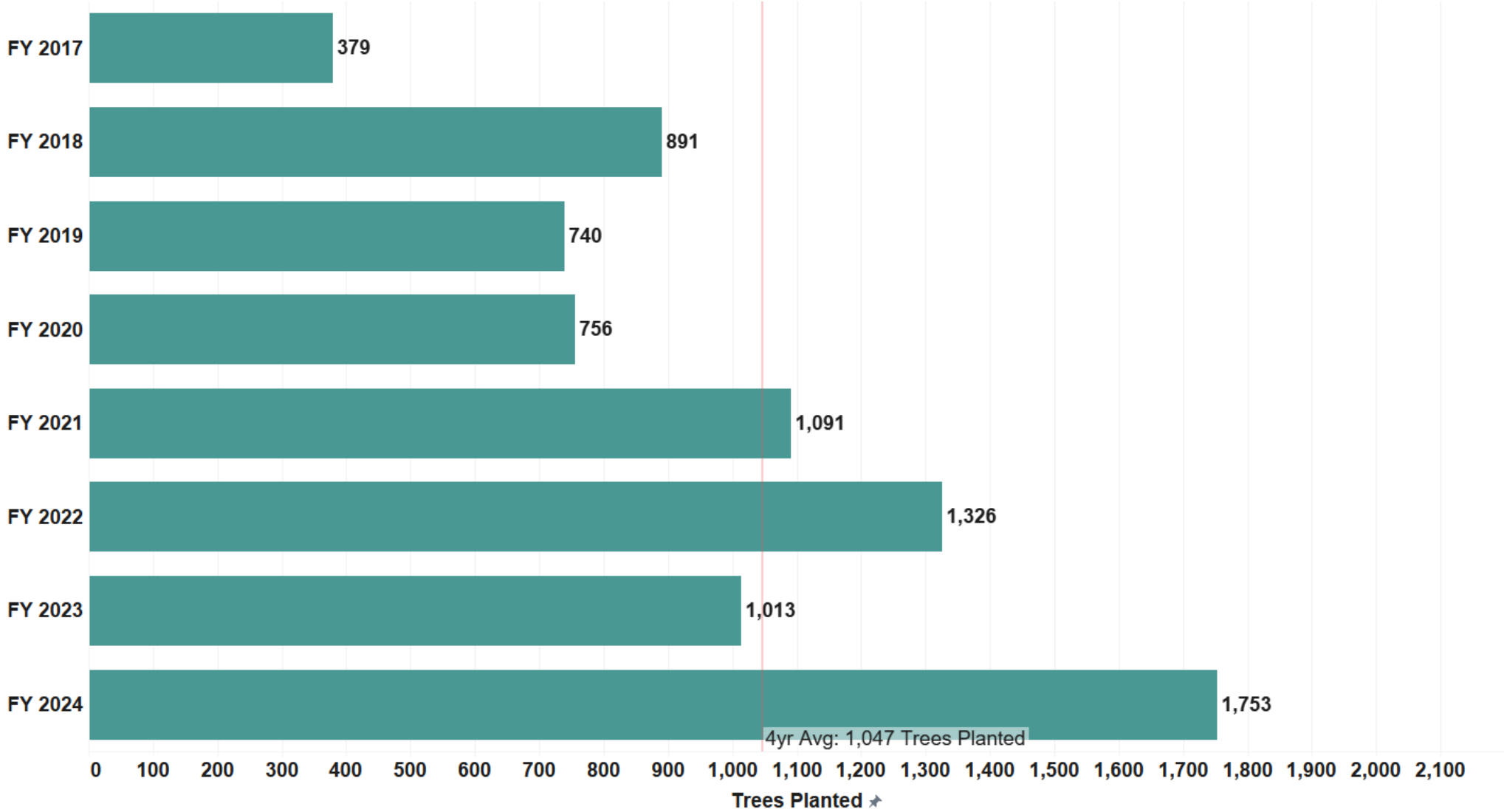
Public Works Crew
Contractor



Please note: there is a difference in axis scale for each activity

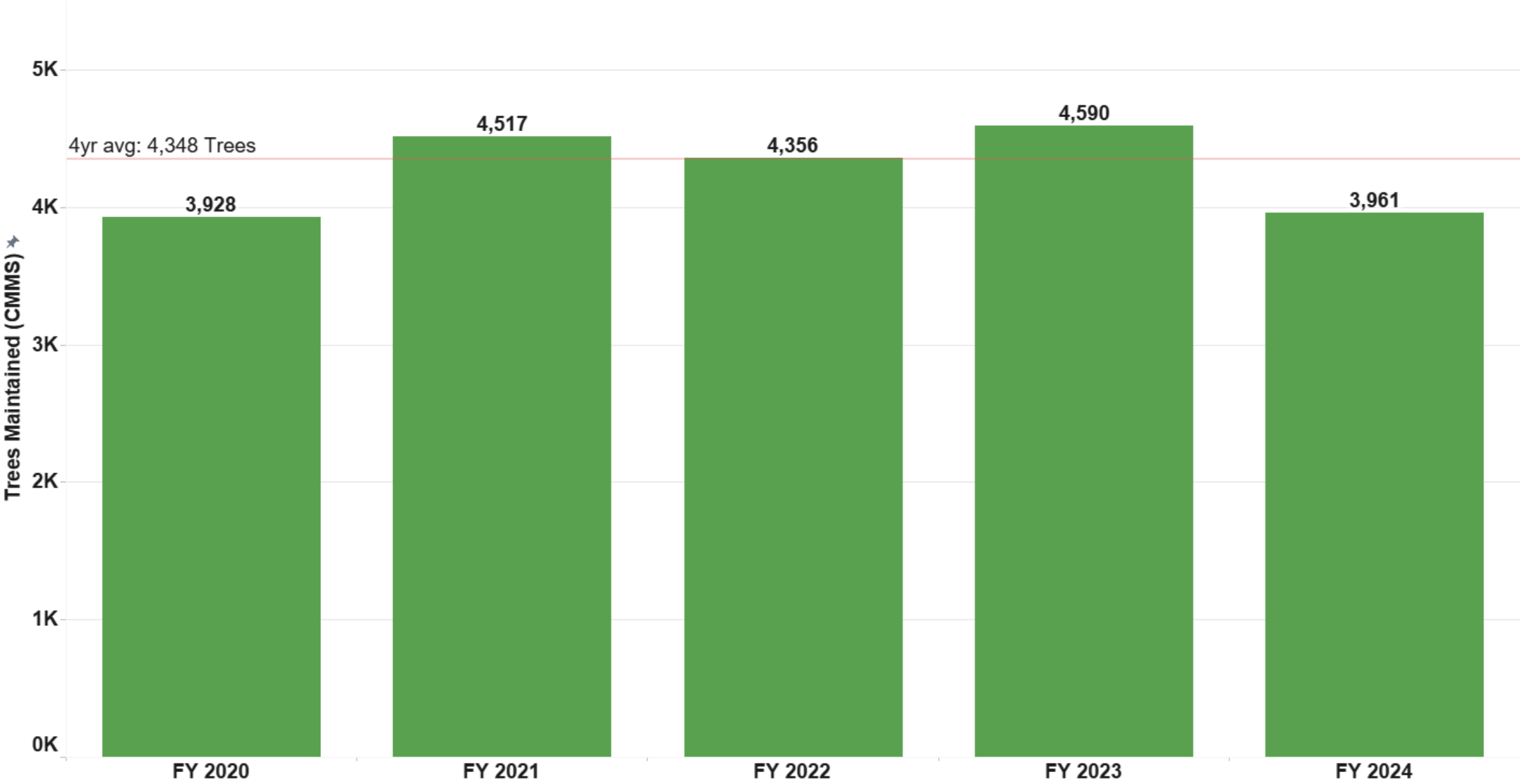
Sources: Progress or work internally tracked by Bureau of Urban Forestry.
Tree census obtained by using ArborPro (2017)
Four year average includes: FY2020-FY2023
Data as of Jun 30, 2024

Number of trees planted by fiscal year



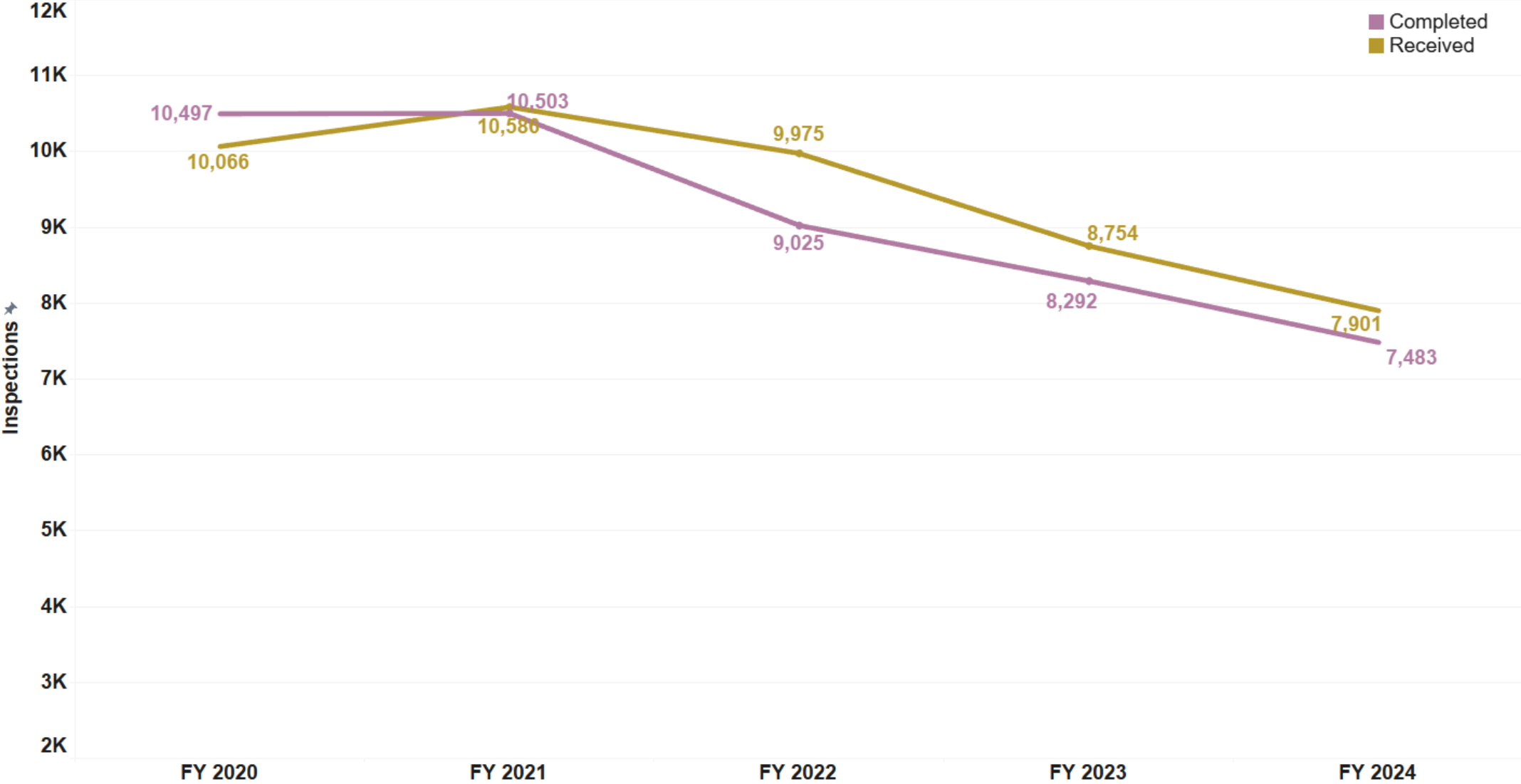
Source: BUF Tree Database
Four year average includes: FY2020- FY2023
Data as of: Jun 30, 2024

Tree Maintenance by Sanitation & Street Crews: Count of trees maintained by year



Source: Computerized Maintenance Management System (CMMS)
Four year average includes: FY2020- FY2023
Data as of: Jun 30, 2024

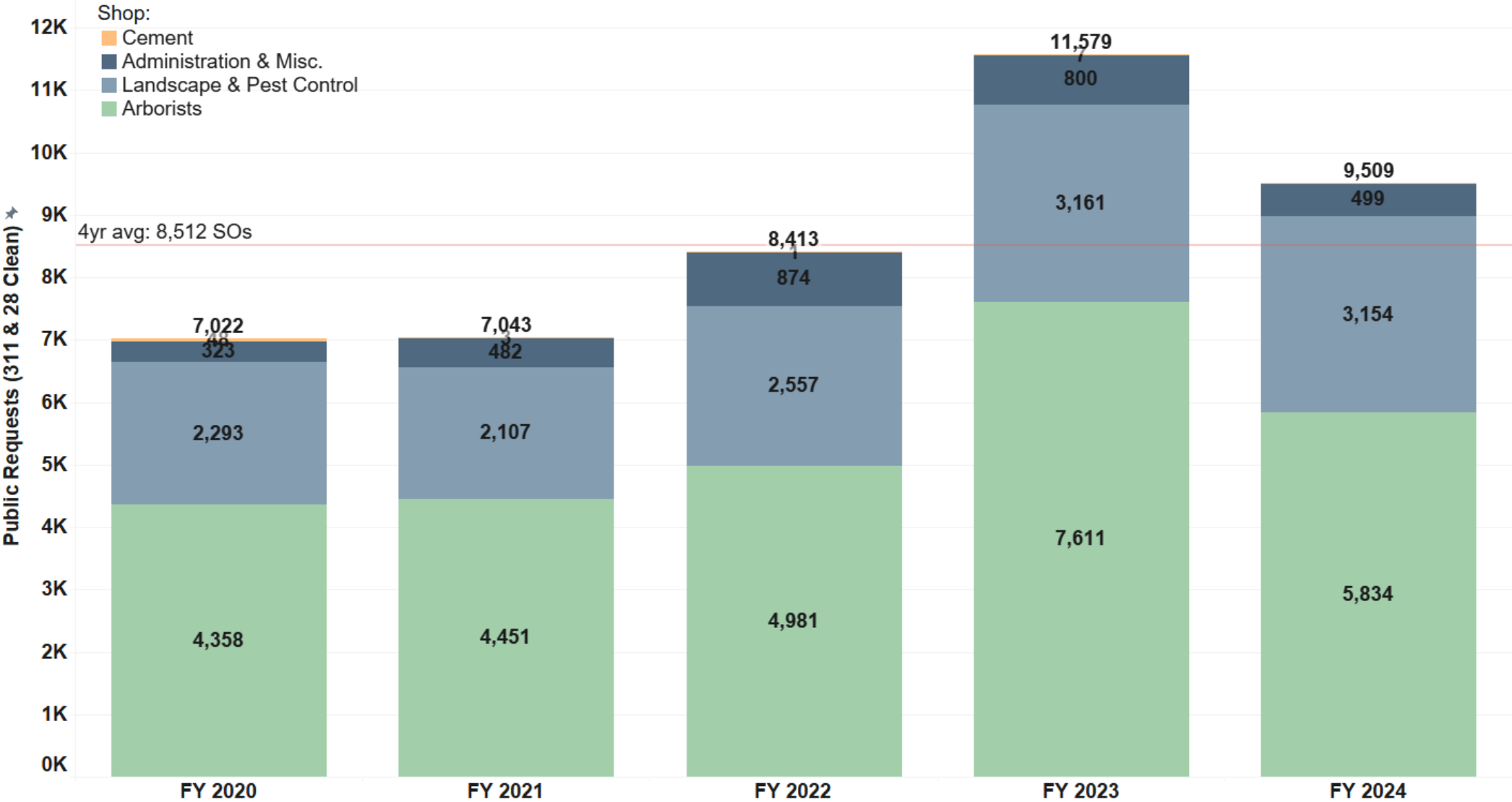
Tree and Site Inspections: Volume received and completed by year



Please note: inspections axis begins at 2000

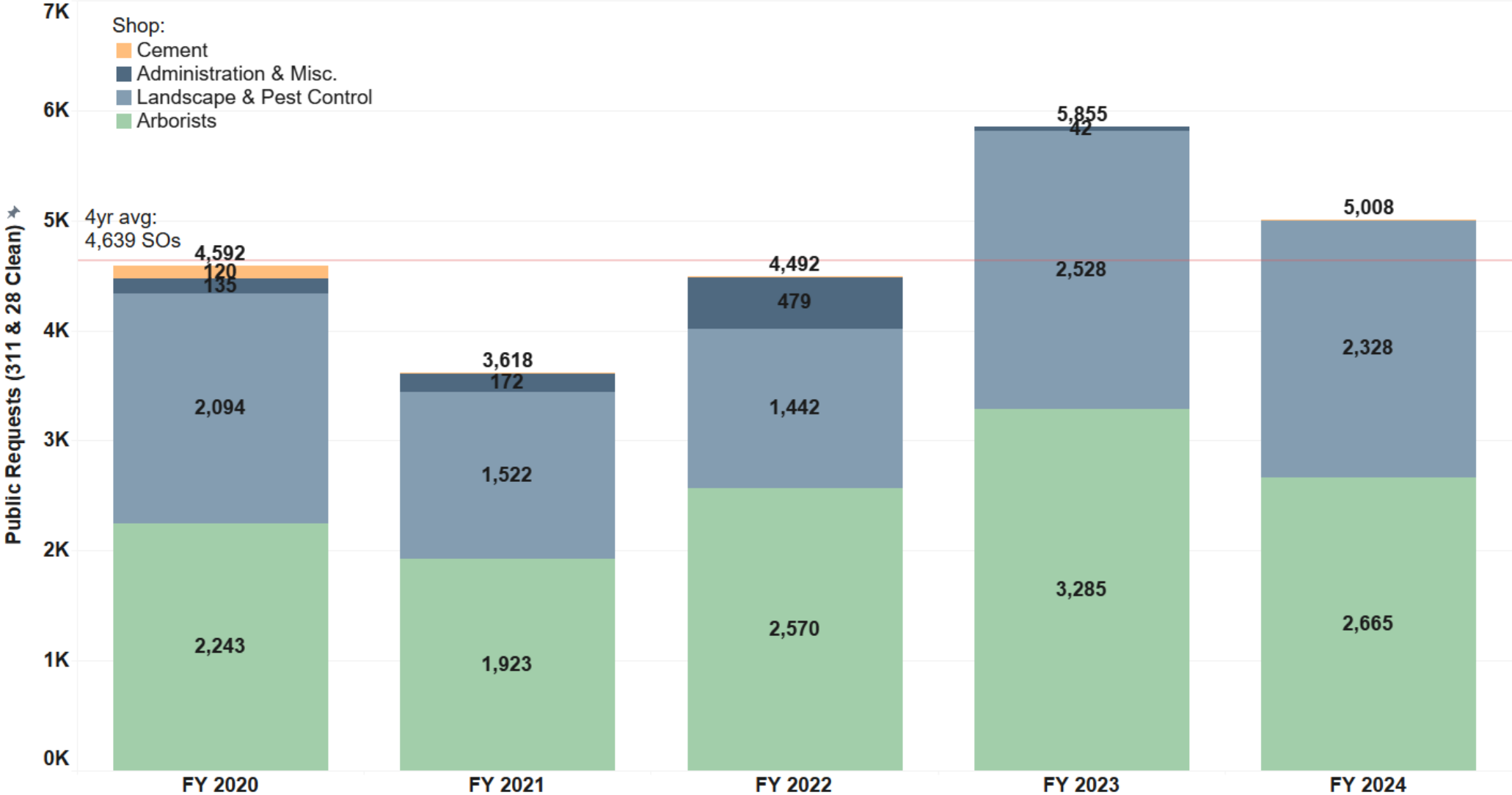
Source: 28Clean and Tree database; Public and Internal source
Data as of: Jun 30, 2024

Annual count of public requests by shop (via 311 and 28Clean)



Source: Computerized Maintenance Management System (CMMS)
 Four year average includes: FY2020- FY2023
 Data as of: Jun 30, 2024

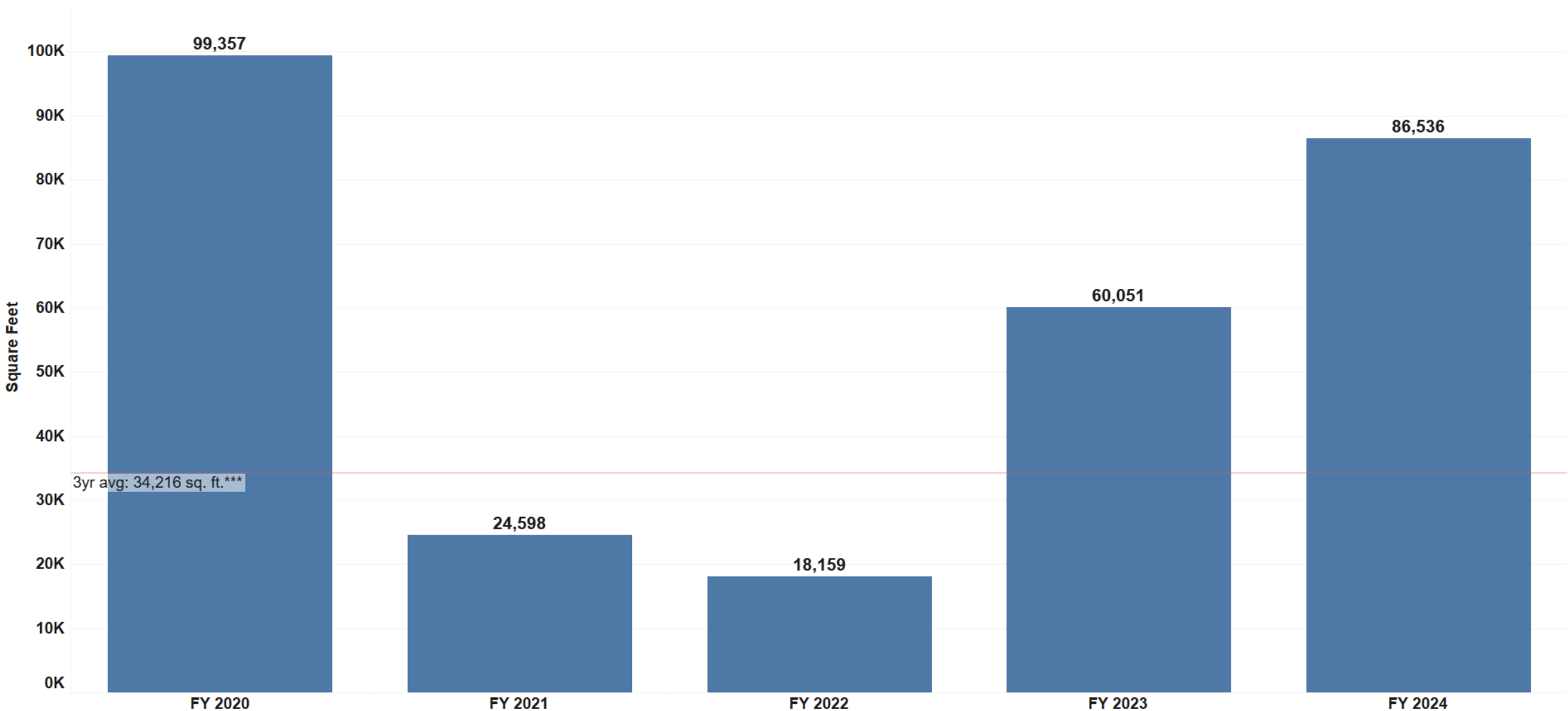
Annual count of completed public requests by shop (via 311 and 28Clean)



Please note: Increasingly, the work that is performed by the cement shop is predominantly internally generated (e.g. x1104) and not from public requests.

Source: Computerized Maintenance Management System (CMMS)
 Four year average includes: FY2020- FY2023
 Data as of: Jun 30, 2024

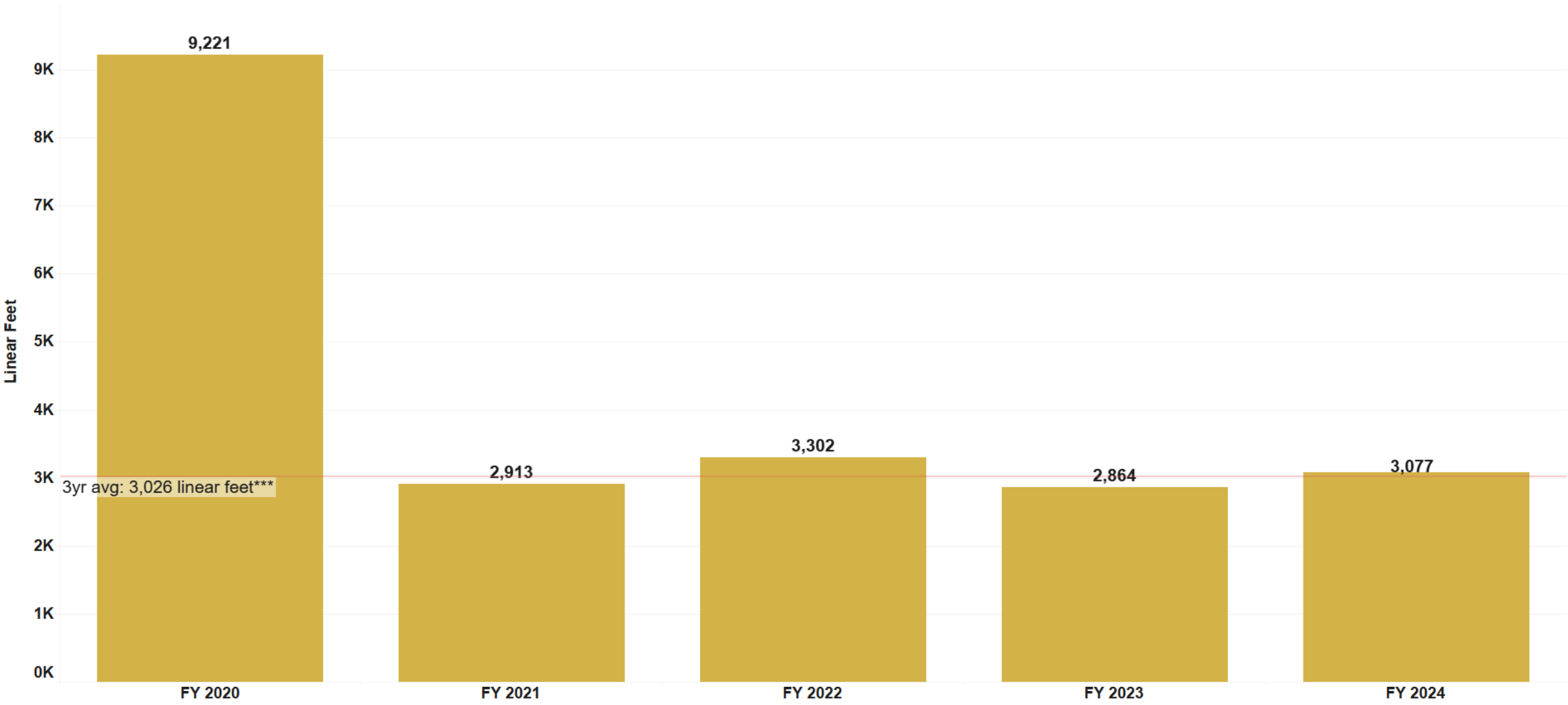
Square feet of sidewalk repaired by fiscal year



*** Due to database entry errors during the pandemic, FY2020 is omitted from the four year average. Years included in average: FY2021 - FY2023.

Source: Computerized Maintenance Management System (CMMS)
Data as of: Jun 30, 2024

Linear feet of curb repaired by fiscal year



*** Due to database entry errors during the pandemic, FY2020 is omitted from the four year average. Years included in average: FY2021- FY2023.

Source: Computerized Maintenance Management System (CMMS)
Data as of: Jun 30, 2024



QUESTIONS?

Performance Measure Report - Urban Forestry

Bureau	Metric Name	FY 2024 Totals	FY2024 Projection	Four Year Average (FY2020 - FY2023)	Period
Urban Forestry	Public Requests (311 & 28 Clean): Total Corrective Service Orders Received	9,509	9,509	8,257	FY 2024
	Public Requests (311 & 28 Clean): Arborists	5,834	5,834	5,177	FY 2024
	Public Requests (311 & 28 Clean): Landscape & Pest Control	3,154	3,154	2,475	FY 2024
	Public Requests (311 & 28 Clean): All others (Admin, Cement & Other)	521	521	605	FY 2024
	Public Requests (311 & 28 Clean): Total Corrective Service Orders Completed	5,008	5,008	4,514	FY 2024
	Public Requests (311 & 28 Clean): Arborists	2,665	2,665	2,434	FY 2024
	Public Requests (311 & 28 Clean): Landscape & Pest Control	2,328	2,328	1,864	FY 2024
	Public Requests (311 & 28 Clean): All others (Admin, Cement & Other)	15	15	216	FY 2024
	StreetTreeSF: Prune	12,279	12,279	11,423	FY2024
	StreetTreeSF: Remove	662	662	1,566	FY2024
	StreetTreeSF: Stump Grind	581	581	101	FY2024
	StreetTreeSF: Percentage of trees maintained to date	72.40%	72.40%		FY18 - FY24
	Public Works: Trees Planted	1,753	1,753	984	FY 2024
	Public Works: Trees Maintained	3,961	3,961	4,212	FY 2024
	Public Works: Trees Inspected	7,483	7,483	9,553	FY 2024
	Square Footage of Sidewalk Repaired	86,536	86,536	31,559*	FY 2024
	Linear Feet of Curb Repaired	3,077	3,077	2,417*	FY 2024

* Due to entry errors during the pandemic, FY2020 has been omitted from the four-year average. Years included in average: FY2021-FY2023.

Notes: These metrics have been traditionally reported out on. The Planning & Performance Unit will continue working to incorporate other metrics as data is reviewed. Other metrics and topics will be added to the reports for future meetings. The most recent complete fiscal year is shown for the Period; this may change for future meetings.